



**CITY OF FAIRFIELD
CITY COUNCIL MEETING**

**JUNE 6, 2023
5:30 PM**

THE CITY COUNCIL OF THE CITY OF FAIRFIELD, TEXAS WILL CONVENE INTO A **SPECIAL CALLED MEETING AT 5:30PM ON JUNE 6, 2023 AT THE GREEN BARN CIVIC CENTER.** PURSUANT TO SECTION 551.127 OF THE TEXAS LOCAL GOVERNMENT CODE OPEN MEETING ACT.

NOTICE: AT ANY TIME DURING THE CITY COUNCIL MEETING, THE CITY COUNCIL MAY ADJOURN INTO EXECUTIVE SESSION FOR ANY REASON LISTED ON THIS AGENDA PURSUANT TO ANY APPLICABLE SECTION OF THE TEXAS GOVERNMENT CODE, CONSULTATION WITH ATTORNEY- SECTION 551.0 71, REAL PROPERTY DELIBERATION - SECTION 551 .0 72, DELIBERATION ON GIFTS - SECTION 551 .073, PERSONNEL MATTERS- SECTION 551 .074, DISCUSSION OF SECURITY MEASURES- SECTION 551.076 AND ECONOMIC DEVELOPMENT - SECTION 551.087.

H.B.NO.2840-Section 551.001(3)(b) and (c). A governmental body shall allow each member of the public who desires to address the body regarding an item on the agenda for an open meeting of the body to address the body regarding the item at the meeting before or during the body's consideration of the item. A governmental body may adopt reasonable rules regarding the public's right to address the body under this section, including rules that limit the total amount of time that a member of the public may address the body on a given item.

1. CALL TO ORDER; PRAYER AND PLEDGE
2. VISITORS AND CITIZENS FORUM: AT THIS TIME, ANY PERSON WITH BEFORE THE COUNCIL NOT SCHEDULED ON THE AGENDA MAY SPEAK TO THE COUNCIL. NO FORMAL ACTION CAN BE TAKEN ON THESE ITEMS AT THIS TIME.
3. DISCUSSION AND POSSIBLE ACTION TO APPROVE TO APPROVE FAIRFIELD ECONOMIC DEVELOPMENT CORPORATION'S 2021/2022 FISCAL YEAR AUDIT.
4. DISCUSSION AND POSSIBLE ACTION TO APPROVE MINUTES FROM May 9, 2023 COUNCIL MEETING.
5. DISCUSSION AND POSSIBLE ACTION TO APPROVE BILL REGISTER AS OF MAY 31, 2023.

6. MAYOR AND DEPARTMENT HEAD REPORTS
7. DISCUSSION AND POSSIBLE ACTION TO APPROVE RESIGNATION OF OFFICER MANDY SWEET.
8. DISCUSSION AND POSSIBLE ACTION TO HIRE JENNIFER BEAVER AS A POLICE OFFICER FOR FAIRFIELD POLICE DEPARTMENT.
9. DISCUSSION AND POSSIBLE ACTION SELECT CONTRACTOR FOR THE DEMOLITION OF 380 HUCKABY STREET.
10. ADJOURN

I CERTIFY THAT THE ABOVE NOTICE OF MEETING WAS POSTED BY FRIDAY, JUNE 2, 2023 AT 6:00 P.M. ON THE BULLETIN BOARD AT CITY HALL, 425 WEST COMMERCE STREET, AND AT GREEN BARN CIVIC CENTER BUILDING, 839 EAST COMMERCE STREET, FAIRFIELD, TEXAS, AND WILL REMAIN POSTED CONTINUOUSLY FOR AT LEAST 72 HOURS PRECEDING SCHEDULED TIME OF THE MEETING, I FURTHER CERTIFY THAT THE FOLLOWING NEWS MEDIA AND WEBSITE HOSTING WAS PROPERLY NOTIFIED OF THIS MEETING AS STATED ABOVE: FAIRFIELD RECORDER AND FREESTONE COUNTY TIMES, FAIRFIELD, TX.

Misty L. Richardson

Misty Richardson, City Secretary

THIS FACILITY IS WHEELCHAIR ACCESSIBLE AND ACCESSIBLE PARKING SPACES ARE AVAILABLE. REQUESTS FOR ACCOMMODATIONS SHOULD BE MADE FORTY-EIGHT (48) HOURS PRIOR TO THIS MEETING. PLEASE CONTACT THE CITY SECRETARY'S OFFICE AT (903)389-2633 FOR FURTHER INFORMATION

**City Council
City of Fairfield, Texas
Agenda Action Form**

AGENDA ITEM: 3.

AGENDA SUBJECT: DISCUSSION AND POSSIBLE ACTION TO APPROVE TO APPROVE FAIRFIELD ECONOMIC DEVELOPMENT CORPORATION'S 2021/2022 FISCAL YEAR AUDIT.

PREPARED BY:

DATE SUBMITTED: June 2, 2023

EXHIBITS: 1. FEDC Annual Financial Report 2022

BUDGETARY IMPACT:

SUMMARY:

RECOMMENDED ACTION:



FAIRFIELD ECONOMIC DEVELOPMENT CORPORATION
ANNUAL FINANCIAL REPORT
FOR THE FISCAL YEAR ENDED SEPTEMBER 30, 2022

FAIRFIELD ECONOMIC DEVELOPMENT CORPORATION

ANNUAL FINANCIAL REPORT

FOR THE FISCAL YEAR ENDED SEPTEMBER 30, 2022

TABLE OF CONTENTS

	<u>Page(s)</u>
Independent Auditor's Report	1 - 3
Management's Discussion & Analysis	4 - 9
Basic Financial Statements:	
Statement of Net Position and Governmental Fund Balance Sheet	10
Statement of Activities and Governmental Fund Revenues, Expenditures, and Changes in Fund Balance	11
Notes to the Financial Statements	12 - 28
Required Supplementary Information:	
Budgetary Comparison Schedule	29
Independent Auditor's Report on Internal Control over Financial Reporting and on Compliance and Other Matters Based on an Audit of Financial Statements Performed in Accordance with <i>Government Auditing Standards</i>	30 - 31
Schedule of Findings	32

INDEPENDENT AUDITOR'S REPORT

To the Board of Directors
Fairfield Economic Development Corporation

Report on the Audit of the Financial Statements

Opinions

We have audited the accompanying financial statements of the governmental activities and the general fund of Fairfield Economic Development Corporation (the EDC), a component unit of the City of Fairfield, Texas, as of and for the year ended September 30, 2022, and the related notes to the financial statements, which collectively comprise the EDC's basic financial statements as listed in the table of contents.

In our opinion, the financial statements referred to above present fairly, in all material respects, the respective financial position of the governmental activities and general fund of Fairfield Economic Development Corporation as of September 30, 2022, and the respective changes in financial position for the year then ended in accordance with accounting principles generally accepted in the United States of America.

Basis for Opinions

We conducted our audit in accordance with auditing standards generally accepted in the United States of America and the standards applicable to financial audits contained in *Government Auditing Standards*, issued by the Comptroller General of the United States. Our responsibilities under those standards are further described in the Auditor's Responsibilities for the Audit of the Financial Statements section of our report. We are required to be independent of Fairfield Economic Development Corporation and to meet our other ethical responsibilities, in accordance with the relevant ethical requirements relating to our audit. We believe that the audit evidence we have obtained is sufficient and appropriate to provide a basis for our audit opinions.

Responsibilities of Management for the Financial Statements

Management is responsible for the preparation and fair presentation of these financial statements in accordance with accounting principles generally accepted in the United States of America, and for the design, implementation, and maintenance of internal control relevant to the preparation and fair presentation of financial statements that are free from material misstatements, whether due to fraud or error.

In preparing the financial statements, management is required to evaluate whether there are conditions or events, considered in the aggregate, that raise substantial doubt about Fairfield Economic Development Corporation's ability to continue as a going concern for twelve months beyond the financial statement date, including any currently known information that may raise substantial doubt shortly thereafter.

Auditor's Responsibilities for the Audit of the Financial Statements

Our objectives are to obtain reasonable assurance about whether the financial statements as a whole are free from material misstatement, whether due to fraud or error, and to issue an

auditor's report that includes our opinions. Reasonable assurance is a high level of assurance but is not absolute assurance and therefore is not a guarantee that an audit conducted in accordance with generally accepted auditing standards and *Government Auditing Standards* will always detect a material misstatement when it exists. The risk of not detecting a material misstatement resulting from fraud is higher than for one resulting from error, as fraud may involve collusion, forgery, intentional omissions, misrepresentations, or the override of internal control. Misstatements are considered material if there is a substantial likelihood that, individually or in the aggregate, they would influence the judgement made by a reasonable user based on the financial statements.

In performing an audit in accordance with generally accepted auditing standards and Government Auditing Standards, we:

- Exercise professional judgment and maintain professional skepticism throughout the audit.
- Identify and assess the risks of material misstatement of the financial statements, whether due to fraud or error, and design and perform audit procedures responsive to those risks. Such procedures include examining, on a test basis, evidence regarding the amounts and disclosures in the financial statements.
- Obtain an understanding of internal control relevant to the audit in order to design audit procedures that are appropriate in the circumstances, but not for the purpose of expressing an opinion on the effectiveness of Fairfield Economic Development Corporation's internal control. Accordingly, no such opinion is expressed.
- Evaluate the appropriateness of accounting policies used and the reasonableness of significant accounting estimates made by management, as well as evaluate the overall presentation of the financial statements.
- Conclude whether, in our judgement, there are conditions or events, considered in the aggregate, that raise substantial doubt about Fairfield Economic Development Corporation's ability to continue as a going concern for a reasonable period of time.

We are required to communicate with those charged with governance regarding, among other matters, the planned scope and timing of the audit, significant audit findings, and certain internal control-related matters that we identified during the audit.

Required Supplementary Information

Accounting principles generally accepted in the United States of America require that management's discussion and analysis on pages 4 through 9 and budgetary comparison information on page 29 be presented to supplement the basic financial statements. Such information, although not a part of the basic financial statements, is required by the Governmental Accounting Standards Board, who considers it to be an essential part of financial reporting for placing the basic financial statements in an appropriate operational, economic, or historical context. We have applied certain limited procedures to the required supplementary information in accordance with auditing standards generally accepted in the United States of America, which consisted of inquiries of management about the methods of preparing the information and comparing the information for consistency with management's responses to our inquiries, the basic financial statements, and other knowledge we obtained during our audit of the basic financial statements. We do not express an opinion or provide any assurance on the information because the limited procedures do not provide us with sufficient evidence to express an opinion or provide any assurance.

Other Reporting Required by *Government Auditing Standards*

In accordance with *Government Auditing Standards*, we have also issued our report dated April 13, 2023, on our consideration of Fairfield Economic Development Corporation's internal control over financial reporting and our tests of its compliance with certain provisions of laws, regulations, contracts and grant agreements and other matters. The purpose of that report is solely to describe the scope of our testing of internal control over financial reporting and compliance and the results of that testing, and not to provide an opinion on the effectiveness of Fairfield Economic Development Corporation's internal control over financial reporting or on compliance. That report is an integral part of an audit performed in accordance with *Government Auditing Standards* in considering Fairfield Economic Development Corporation's internal control over financial reporting and compliance.

Frank Campos & Associates PLLC

Frank Campos & Associates, PLLC
Palestine, Texas
April 13, 2023

FAIRFIELD ECONOMIC DEVELOPMENT CORPORATION

MANAGEMENT'S DISCUSSION AND ANALYSIS

FOR THE YEAR ENDED SEPTEMBER 30, 2022

As management of Fairfield Economic Development Corporation (the EDC), we offer readers of the EDC's financial statements this narrative overview and analysis of the financial activities for the EDC for the fiscal year ended September 30, 2022.

Financial Highlights

- The assets and deferred outflows of the EDC exceeded its liabilities and deferred inflows of resources at the close of the most recent fiscal year by \$2,195,065 (net position). The unrestricted net position, which represents the amounts available to meet the EDC's ongoing obligations to citizens and creditors, was \$1,797,838.
- The EDC's total net position increased \$167,950 primarily because of increased sales tax revenue and gain on sale of assets.
- At the close of the current fiscal year, the EDC's governmental fund (general fund) reported fund balance of \$946,472, a decrease of \$32,699 in comparison with the prior year.
- At the end of the current fiscal year, unrestricted fund balance (the total of the committed, assigned, and unassigned components of fund balance) for the general fund was \$810,077, or approximately 44% of total general fund expenditures.

Overview of the Financial Statements

The discussion and analysis provided here are intended to service as an introduction to the EDC's basic financial statements. The EDC's basic financial statements consist of three components: (1) government-wide financial statements, (2) fund financial statements, and (3) the notes to the financial statements. This report also includes supplementary information intended to furnish additional detail to support the basic financial statements themselves.

Government-wide Financial Statements. The *government-wide financial statements* are designed to provide readers with a broad overview of the EDC's finances, in a manner similar to a private-sector business.

The *statement of net position* presents information on all of the EDC's assets, liabilities, and deferred inflows/outflows of resources, with the difference reported as net position. Over time, increases or decreases in net position may serve as a useful indicator of whether the financial position of the EDC is improving or deteriorating.

The *statement of activities* presents information showing how the EDC's net position changed during the most recent fiscal year. All changes in net position are reported as soon as the underlying event giving rise to the change occurs, *regardless of the timing of related cash flows*. Thus, revenues and expenses are reported for some items that will only result in cash flows in future fiscal periods (e.g., uncollected taxes and earned but unused vacation leave).

FAIRFIELD ECONOMIC DEVELOPMENT CORPORATION

MANAGEMENT'S DISCUSSION AND ANALYSIS

FOR THE YEAR ENDED SEPTEMBER 30, 2022

Both the government-wide financial statements distinguish functions of the EDC that are principally supported by taxes and intergovernmental revenue (governmental activities) from other functions that are intended to recover all or a significant portion of their costs through user fees and charges (business-type activities). The governmental activities, the only type of activities for the EDC, consists of economic development. The EDC does not have any business-type activities.

The government-wide financial statements can be found on pages 10-11 (Governmental Activities column) of this report.

Fund Financial Statements. A fund is a grouping of related accounts that is used to maintain control over resources that have been segregated for specific activities or objectives. The EDC, like other state and local governments, uses fund accounting to ensure and demonstrate compliance with finance-related legal requirements. The EDC only operates one fund – the general fund – which is a governmental fund.

Governmental Funds. *Governmental funds* are used to account for essentially the same functions reported as governmental activities in the government-wide financial statements. However, unlike the government-wide financial statements, governmental fund financial statements focus on *near-term inflows and outflows of spendable resources*, as well as on *balances of spendable resources* available at the end of the fiscal year. Such information may be useful in assessing a government's near-term financing requirements.

Because the focus of governmental funds is narrower than that of the government-wide financial statements, it is useful to compare the information presented for *governmental funds* with similar information presented for *governmental activities* in the government-wide financial statements. By doing so, readers may better understand the long-term impact of the government's near-term financing decisions. Both the governmental fund balance sheet and the governmental fund statement of revenues, expenditures, and changes in fund balances provide a reconciliation to facilitate this comparison between *governmental funds* and *governmental activities*.

The EDC adopts an annual appropriated budget for its general fund. A budgetary comparison schedule has been provided for the general fund to demonstrate compliance with this budget.

The basic governmental fund financial statements can be found on pages 10-11 (General Fund column) of this report.

Notes to the Financial Statements. The notes provide additional information that is necessary to acquire a full understanding of the data provided in the government-wide and fund financial statements. The notes to the financial statements can be found on pages 12-28 of this report.

Other Information. In addition to the basic financial statements and accompanying notes, this report also presents *required supplementary information* concerning the EDC such as this discussion and analysis and the budgetary comparison schedule.

FAIRFIELD ECONOMIC DEVELOPMENT CORPORATION
MANAGEMENT’S DISCUSSION AND ANALYSIS
FOR THE YEAR ENDED SEPTEMBER 30, 2022

Government-wide Overall Financial Analysis

As noted earlier, net position over time may serve as a useful indicator of the EDC’s financial position. In the case of the EDC, assets and deferred outflows of resources exceeded liabilities and deferred inflows of resources by \$2,195,065, at the close of the most recent fiscal year.

Summary of Statement of Net Position

	<u>2022</u>	<u>2021</u>
Assets		
Current and other assets	\$ 1,941,823	\$ 1,834,674
Capital assets	<u>1,436,629</u>	<u>1,435,203</u>
Total assets	3,378,452	3,269,877
Liabilities		
Current and other liabilities	12,642	7,894
Long-term liabilities	<u>1,170,745</u>	<u>1,234,868</u>
Total liabilities	1,183,387	1,242,762
Net position		
Net investment in capital assets	265,884	200,335
Restricted for debt service	131,343	-
Unrestricted	<u>1,797,838</u>	<u>1,826,780</u>
Total net position	<u>\$ 2,195,065</u>	<u>\$ 2,027,115</u>

Current and other assets increased by \$107,149, or 6%, from the prior year primarily due to the increase in notes receivable as a result of new performance agreements in the current year. Long-term liabilities decreased by \$64,123, or 5%, from the prior year primarily due to the refinancing of the prior year note payable.

A portion of the EDC’s net position, \$265,884 (12%), reflects its investments in capital assets (e.g., land, buildings, equipment, and construction-in-progress) net of accumulated depreciation and less any related outstanding debt that was used to acquire those assets. The EDC uses these capital assets to improve economic development. Accordingly, these assets are not available for future spending. Although the EDC’s investment in capital assets is reported net of related debt, it should be noted that the resources used to repay this debt must be provided from other sources, since the capital assets themselves cannot be used to liquidate these liabilities.

An additional portion of the EDC’s net position, \$131,343 (6%) represents resources that are subject to external restrictions on how they may be used. As of the end of the current year, the EDC’s unrestricted net position was a positive balance of \$1,797,838 (82%).

The EDC’s overall net position increased \$167,950 (8%) from the prior year.

FAIRFIELD ECONOMIC DEVELOPMENT CORPORATION
MANAGEMENT'S DISCUSSION AND ANALYSIS
FOR THE YEAR ENDED SEPTEMBER 30, 2022

Summary of Statement of Activities

	2022	2021
Revenues:		
General revenues:		
Sales tax	\$ 609,110	\$ 501,605
Interest	3,048	15,195
Gain on sale of assets	154,985	69,978
Total revenues	767,143	586,778
Expenses:		
Economic development	529,039	243,379
Interest and fiscal charges	70,154	51,256
Total expenses	599,193	294,635
Increase (decrease) in net position	167,950	292,143
Net position, beginning	2,027,115	1,734,972
Net position, ending	\$ 2,195,065	\$ 2,027,115

Total revenue increased \$180,365 (31%) from the prior year primarily due to an increase in sales tax revenue and gain on sale of assets as a result of performance agreements. Sales taxes remain the largest source of revenue at \$609,110, 79% of total revenue, for the current fiscal year.

Total expenses increased \$304,558 (103%) from the prior year primarily due to (1) road improvement project for road not owned by the EDC, (2) forgiveness of matured promissory notes as a result of performance agreements, (3) a significant increase in industrial park maintenance, promotions, and data services, (4) a significant increase in façade grant projects, and (5) fiscal charges related to the refinancing of the note payable.

Financial Analysis of Governmental Funds

As noted earlier, the EDC uses fund accounting to ensure and demonstrate compliance with finance-related legal requirements.

Governmental Funds. The focus of the EDC's governmental fund is to provide information on near-term inflows, outflows, and balance of spendable resources. Such information is useful in assessing the EDC's financing requirements. In particular, unassigned fund balance may serve as a useful measure of a government's net resources available for discretionary use as they represent the portion of fund balance which has not yet been limited to use for a particular purpose by either an external party, the EDC itself, or a group or individual that has been delegated authority to assign resources for use for particular purposes by the EDC's board of directors.

FAIRFIELD ECONOMIC DEVELOPMENT CORPORATION

MANAGEMENT'S DISCUSSION AND ANALYSIS

FOR THE YEAR ENDED SEPTEMBER 30, 2022

At September 30, 2022, the EDC's governmental fund reported fund balance of \$946,472, a decrease of \$32,699 in comparison with the prior year. The fund balance is either nonspendable, restricted, or assigned to indicate that it is (1) not in spendable form, \$5,052, (2) restricted for a specific purpose, \$131,323, or (3) assigned for particular purposes, \$810,077.

Analysis of Individual Funds

The general fund is the chief operating fund of the EDC. At the end of the current fiscal year, unassigned fund balance of the general fund was \$0, while total fund balance decreased to \$946,472. As a measure of the general fund's liquidity, it may be useful to compare total fund balance to total general fund expenditures. Total fund balance represents 51% of total general fund expenditures.

The fund balance of the EDC's general fund decreased by \$32,699 during the current fiscal year. As discussed earlier in connection with governmental activities, the decrease was due to primarily due to (1) an increase in economic development project expenditures because of new performance agreements, (2) a significant increase in industrial park maintenance, promotions, and data services expenditures, and (3) a significant increase in façade grant projects expenditures.

General Fund Budgetary Highlights

Original budget compared to final budget. During the year, amendments were made to increase total original budgeted expenditures of \$1,305,475 by \$123,927 (9%) to \$1,429,402.

Final budget compared to actual results. Actual results were \$890,663 better than budgeted (revenues over by \$106,118 and expenditures under by \$784,545). The main reason for expenditures coming under budget is that industrial park and capital projects expenditures were \$491,158 and \$211,681 less than budgeted, respectively.

Capital Assets and Debt Administration

Capital assets. The EDC's investment in capital assets for its governmental activities as of September 30, 2022, amounts to \$1,436,629 (net of accumulated depreciation). This investment in capital assets includes land, buildings, equipment, and construction-in-progress. The total increase in capital assets for the current fiscal year was 0.1%.

Capital Assets (Net of Depreciation)

	2022	2021
Land	\$ 1,387,733	\$ 1,390,348
Buildings	38,998	40,855
Equipment	9,898	4,000
Total capital assets, net	<u>\$ 1,436,629</u>	<u>\$ 1,435,203</u>

FAIRFIELD ECONOMIC DEVELOPMENT CORPORATION
MANAGEMENT’S DISCUSSION AND ANALYSIS
FOR THE YEAR ENDED SEPTEMBER 30, 2022

Major capital asset events during the current fiscal year include the following:

- Industrial Park South Development at a total cost of \$81,400.
- Purchase of a Canon copier/scanner/printer at a cost of \$8,872.
- Transfer of land to 3rd party according to performance agreement and related promissory note with a sales price of \$239,000 and a net book value of \$69,568 resulting in a gain of \$169,432.

Additional information on the EDC’s capital assets can be found in Note 4D of this report.

Long-term Debt. At the end of the current fiscal year, the EDC had one sales tax note outstanding of \$1,170,745.

Outstanding Debt

	2022	2021
Sales Tax Note, Series 2018	\$ -	\$ 1,234,868
Sales Tax Note, Series 2022	1,170,745	-
Total long-term debt	\$ 1,170,745	\$ 1,234,868

The EDC’s total debt decreased by \$64,123 (5%) during the current fiscal year due to refinancing the 2018 sales tax note. The EDC also paid \$56,231 in principal on the 2018 sales tax note before the refinancing and \$27,849 in principal on the 2022 sales tax note after the refinancing. The EDC also paid \$8,113 for early redemption of the 2018 sales tax note and \$11,867 in issuance costs for the 2022 sales tax note which are reported with total interest of \$50,174 on the Statement of Activities and Governmental Fund Revenues, Expenditures, and Changes in Fund Balance.

Additional information on the EDC’s long-term debt can be found in Note 4E of this report.

Economic Factors and Next Year’s Budgets and Rates

The 2023 budget was approved by the Board of Directors on July 13, 2022. Revenues are projected to decrease by \$46,928 (8%) compared to the current fiscal year’s actual results. Total expenditures are budgeted to increase by \$828,766 (129%) compared to current fiscal year’s actual results, resulting in a projected operating loss of \$908,393.

Requests for Information

The financial report is designed to provide a general overview of the EDC’s finances for all those with an interest in the government’s finances. Questions concerning any of the information provided in this report or requests for additional financial information should be addressed to David Fowler, President, 101 S. Mount St., Fairfield, Texas, 75840; or call (903) 389-7059.

FAIRFIELD ECONOMIC DEVELOPMENT CORPORATION

STATEMENT OF NET POSITION AND GOVERNMENTAL FUND BALANCE SHEET

SEPTEMBER 30, 2022

	General Fund	Adjustments	Governmental Activities
ASSETS			
Current Assets			
Cash and Cash Equivalents	\$ 84,864	\$ -	\$ 84,864
Sales Tax Receivable	113,827	-	113,827
Accrued Interest Receivable	167	-	167
Prepaid Expense	5,052	-	5,052
Notes Receivable - current portion	-	315,709	315,709
Total Current Assets	203,910	315,709	519,619
Noncurrent Assets			
Certificates of Deposit	623,861	-	623,861
Restricted Certificate of Deposit	131,343	-	131,343
Notes Receivable - noncurrent portion	-	667,000	667,000
Capital Assets, net of accumulated depreciation	-	1,436,629	1,436,629
Total Noncurrent Assets	755,204	2,103,629	2,858,833
Total Assets	\$ 959,114	\$ 2,419,338	\$ 3,378,452
LIABILITIES			
Current Liabilities			
Accounts Payable	\$ 11,238	\$ -	11,238
Accrued Interest Payable	1,404	-	1,404
Note Payable - current portion	-	93,895	93,895
Total Current Liabilities	12,642	93,895	106,537
Noncurrent Liabilities			
Note Payable - noncurrent portion	-	1,076,850	1,076,850
Total Noncurrent Liabilities	-	1,076,850	1,076,850
Total Liabilities	12,642	1,170,745	1,183,387
FUND BALANCE/NET POSITION:			
Fund Balance			
Nonspendable	5,052	(5,052)	-
Restricted:			
Debt Service	131,343	(131,343)	-
Assigned:			
Promotions	70,685	(70,685)	-
Matching Funds for Grant	480,605	(480,605)	-
Future Projects	258,787	(258,787)	-
Total Fund Balance	946,472	(946,472)	-
Total Liabilities & Fund Balance	\$ 959,114		
Net Position			
Net Investment in Capital Assets		265,884	265,884
Restricted for Debt Service		131,343	131,343
Unrestricted		1,797,838	1,797,838
Total Net Position		2,195,065	2,195,065
Total Liabilities and Net Position		\$ 3,365,810	\$ 3,378,452

The accompanying notes are an integral part of this statement.

FAIRFIELD ECONOMIC DEVELOPMENT CORPORATION

**STATEMENT OF ACTIVITIES AND GOVERNMENTAL FUND REVENUES, EXPENDITURES,
AND CHANGES IN FUND BALANCE**

FOR THE YEAR ENDED SEPTEMBER 30, 2022

	General Fund	Adjustments	Governmental Activities
EXPENDITURES/EXPENSES			
Current			
Economic development	\$ 420,308	\$ 108,731	\$ 529,039
Debt service			
Principal	1,262,717	(1,262,717)	-
Interest and fiscal charges	70,154	-	70,154
Capital outlay			
	90,272	(90,272)	-
Total expenditures/expenses	1,843,451	(1,244,258)	599,193
 GENERAL REVENUES			
Sales tax	609,110	-	609,110
Interest	3,048	-	3,048
Gain on sale of assets	-	154,985	154,985
Total general revenues	612,158	154,985	767,143
 Other financing sources			
Proceeds from long-term debt	1,198,594	(1,198,594)	-
Total other financing sources	1,198,594	(1,198,594)	-
 Change in fund balance/net position	(32,699)	200,649	167,950
 FUND BALANCE/NET POSITION			
Beginning	979,171	1,047,944	2,027,115
Ending	\$ 946,472	\$ 1,248,593	\$ 2,195,065

The accompanying notes are an integral part of this statement.

FAIRFIELD ECONOMIC DEVELOPMENT CORPORATION

NOTES TO THE FINANCIAL STATEMENTS

FOR THE YEAR ENDED SEPTEMBER 30, 2022

NOTE 1: SUMMARY OF SIGNIFICANT ACCOUNTING POLICIES

The financial statements of the Fairfield Economic Development Corporation (the EDC) have been prepared in conformity with accounting principles generally accepted in the United States of America, as applied to government units (hereinafter referred to as generally accepted accounting principles (GAAP)). The Governmental Accounting Standards Board (GASB) is the accepted standard-setting body for establishing governmental accounting and financial reporting principles. The EDC's significant accounting policies are described below.

A. Reporting Entity

In 1985, the Fairfield Economic Development Corporation (the EDC) was established by the voters in the City of Fairfield, Texas (the City). The EDC was established for the promotion of business and economic development in and around the City, and is being funded by a ½ cent sales tax also approved by voters of the City. In 1985, the City appointed a separate five-member board of directors that have the responsibility of managing the activities of the EDC. The board of directors adopted a resolution approving articles of incorporation and adopted and approved the corporate bylaws of the EDC in 1985. The EDC also began its operations during the year ended September 30, 1986, and began receiving the ½ cent sales tax used to fund operations of the EDC. The City is responsible for approving the operating budget of the EDC as adopted by the five-member board of directors appointed by the City Council.

For financial reporting purposes, the EDC is considered a component unit of the City of Fairfield (the City).

B. Government-wide Financial Statements

The government-wide financial statements (i.e., the statement of net position and the statement of activities) report information on all the nonfiduciary activities of the government. Governmental activities are normally supported by taxes, intergovernmental revenues, and other nonexchange transactions. The activities of The EDC are supported mainly by sales tax revenues. The governmental activities column incorporates data from governmental funds.

C. Basis of Presentation

The EDC accounts for all of its operations in one governmental fund – the general fund. The general fund is the EDC's primary operating fund. It accounts for all financial resources of the general government.

FAIRFIELD ECONOMIC DEVELOPMENT CORPORATION

NOTES TO THE FINANCIAL STATEMENTS

FOR THE YEAR ENDED SEPTEMBER 30, 2022

NOTE 1: SUMMARY OF SIGNIFICANT ACCOUNTING POLICIES (CONTINUED)

D. Measurement Focus and Basis of Accounting

The accounting and financial reporting treatment is determined by the applicable measurement focus and basis of accounting. Measurement focus indicates the type of resources being measured such as *current financial resources* or *economics resources*. The basis of accounting indicates the timing of recognition in the financial statements of various kinds of transactions or events.

The government-wide financial statements are reported using the *economic resources measurement focus* and the *accrual basis of accounting*. Revenues are recorded when earned and expenses are recorded when a liability is incurred, regardless of the timing of the related cash flows.

The governmental fund financial statements are reported using the *current financial resources measurement focus* and the *modified accrual basis of accounting*. Revenues are recognized when they have been earned and they are both measurable and available. Revenues are considered to be available when they are collected with the current period or soon enough thereafter to pay liabilities of the current period. For this purpose, The EDC considers revenues to be available if they are collected within 60 days of the end of the current fiscal period. Expenditures generally are recorded when a liability is incurred, as under accrual accounting. However, debt service principal and interest expenditures on general long-term debt are recognized later based on specific accounting rules applicable to each, generally when payment is due. General capital asset acquisitions are reported as expenditures in governmental funds. Issuance of long-term debt and financing through leases are reported as other financing sources.

Sales taxes and interest associated with the current fiscal period are considered to be susceptible to accrual and so have been recognized as revenues of the current fiscal period. Expenditure-driven grants are recognized as revenue when the qualifying expenditures have been incurred and all other eligibility requirements have been met, and the amount is received during the period or within the availability period for this revenue source (within 60 days of the year end). All other revenue items are considered to be measurable and available only when cash is received by the EDC.

E. Assets, Liabilities, Deferred Outflows/Inflows of Resources, and Net Position/Fund Balance

1. Cash and cash equivalents

The EDC's cash and cash equivalents include cash on hand, demand deposits, and short-term investments with original maturities of three months or less from the date of acquisition. The EDC does not have any proprietary funds and, therefore, does not present a statement of cash flows.

FAIRFIELD ECONOMIC DEVELOPMENT CORPORATION

NOTES TO THE FINANCIAL STATEMENTS

FOR THE YEAR ENDED SEPTEMBER 30, 2022

NOTE 1: SUMMARY OF SIGNIFICANT ACCOUNTING POLICIES (CONTINUED)

E. Assets, Liabilities, Deferred Outflows/Inflows of Resources, and Net Position/Fund Balance (Continued)

2. *Investments*

Investments with a maturity of less than one year when purchased, non-negotiable certificates of deposit, and other nonparticipating investments are stated at cost or amortized cost. Investments with a maturity greater than one year when purchased are stated at fair value. Fair value is the price that would be received to sell an investment in an orderly transaction at yearend.

The EDC has one certificate of deposit that is reported at cost plus accrued interest.

3. *Receivables and Payables*

Receivables consist of sales tax collections due from the Texas Comptroller and interest earned on investments. There is no allowance for uncollectible amounts as all receivables are deemed collectible.

Payables consist of vendor obligations for goods and services.

4. *Prepaid Items*

Certain payments to vendors reflect costs applicable to future accounting periods and are reported as prepaid items in both the government-wide and fund financial statements. The cost of prepaid items is recorded as expenditures/expense when consumed rather than when purchased.

5. *Capital Assets*

Capital assets are tangible and intangible assets, which include land, buildings, improvements, furniture, and equipment, are reported in the government-wide financial statements. Capital assets are defined by The EDC as assets with an initial cost of \$500 or more and an estimated life in excess of two years.

As The EDC constructs or acquires capital assets each period, they are capitalized and reported at historical cost. The reported value includes normal maintenance and repairs, which are amounts spent in relation to capital assets that do not increase the asset's capacity or efficiency or increase its estimated useful life. Donated capital assets are recorded at acquisition value at the date of donation. Acquisition value is the price that would be paid to acquire an asset with equivalent service potential on the date of the donation.

FAIRFIELD ECONOMIC DEVELOPMENT CORPORATION

NOTES TO THE FINANCIAL STATEMENTS

FOR THE YEAR ENDED SEPTEMBER 30, 2022

NOTE 1: SUMMARY OF SIGNIFICANT ACCOUNTING POLICIES (CONTINUED)

E. Assets, Liabilities, Deferred Outflows/Inflows of Resources, and Net Position/Fund Balance (Continued)

5. Capital Assets (Continued)

Intangible assets follow the same capitalization policies as tangible capital assets and are reported with tangible assets in the appropriate capital asset class.

Land and construction in progress are not depreciated. The other tangible and intangible property, plant, and equipment of the government are depreciated using the straight-line method over the following estimated useful lives:

<u>Asset Description</u>	<u>Estimated Useful Life (in years)</u>
Buildings	40
Equipment	5-10

6. Net Position

For government-wide reporting, the difference between assets and deferred outflows of resources less liabilities and deferred inflows of resources is called net position. Net position is comprised of three components: net investment in capital assets, restricted, and unrestricted.

- *Net investment in capital assets* consists of capital assets, net of accumulated depreciation and reduced by the outstanding balances of any bonds, notes, or other debt that are attributable to the acquisition, construction, or improvement of those assets. Deferred outflows of resources and deferred inflows of resources that are attributable to the acquisition, construction, or improvement of those assets or related debt are included in this component of net position.
- *Restricted net position* consists of restricted assets reduced by liabilities and deferred inflows of resources related to those assets. Assets are reported as restricted when constraints are placed on asset use either by external parties or by law through constitutional provision or enabling legislation.
- *Unrestricted net position* is the net amount of the assets, deferred outflows of resources, liabilities, and deferred inflows of resources that does not meet the definition of the two preceding categories.

FAIRFIELD ECONOMIC DEVELOPMENT CORPORATION

NOTES TO THE FINANCIAL STATEMENTS

FOR THE YEAR ENDED SEPTEMBER 30, 2022

NOTE 1: SUMMARY OF SIGNIFICANT ACCOUNTING POLICIES (CONTINUED)

E. Assets, Liabilities, Deferred Outflows/Inflows of Resources, and Net Position/Fund Balance (Continued)

6. *Net Position (Continued)*

Sometimes the EDC will fund outlays for a particular purpose from both restricted (e.g., restricted bond or grant proceeds) and unrestricted resources. In order to calculate the amounts to report as restricted net position and unrestricted net position in the government-wide and proprietary fund financial statements, a flow assumption must be made about the order in which the resources are considered to be applied. It is the EDC's policy to consider restricted net position to have been depleted before unrestricted net position is applied.

7. *Fund Balance*

In governmental fund types, the difference between assets and deferred outflows of resources less liabilities and deferred inflows of resources is called "fund balance". The EDC's governmental funds report the following categories of fund balance, based on the nature of any limitations requiring the use of resources for specific purposes.

- *Nonspendable* fund balance represents amounts that are either not in a spendable form (e.g., inventory, prepaids, etc.) or are legally or contractually required to remain intact (e.g., notes receivable, principal of permanent fund, etc.).
- *Restricted* fund balance includes amounts that can be spent only for the specific purpose stipulated by external resource providers such as grantors or enabling federal, state, or local legislation. Restrictions may be changed or lifted only with the consent of the resource providers.
- *Committed* fund balance represents amounts that can be used only for specific purposes determined by an action of the EDC's highest level of decision-making authority, the Board of Directors. Committed resources cannot be used for any other purpose unless the Board removes or changes the specified use by the same type of action previously used to commit those amounts.
- *Assigned* fund balance represents amounts that are intended to be used by the EDC for specific purposes but do not meet the criteria to be classified as committed. The Board of Directors may authorize the President to assign fund balance. The Board may also assign fund balance, as it does when appropriating fund balance to cover a gap between estimated revenue and appropriations in the subsequent year's appropriated budget. Unlike commitments, assignments generally only exist temporarily.

FAIRFIELD ECONOMIC DEVELOPMENT CORPORATION

NOTES TO THE FINANCIAL STATEMENTS

FOR THE YEAR ENDED SEPTEMBER 30, 2022

NOTE 1: SUMMARY OF SIGNIFICANT ACCOUNTING POLICIES (CONTINUED)

E. Assets, Liabilities, Deferred Outflows/Inflows of Resources, and Net Position/Fund Balance (Continued)

7. Fund Balance (Continued)

In other words, an additional action does not normally have to be taken for the removal of an assignment. Conversely, as discussed above, an additional action is essential to either remove or revise a commitment.

- *Unassigned* fund balance represents the residual amount for the general fund that is not contained in the other classifications. The general fund is the only fund that reports a positive unassigned fund balance. Additionally, any deficit fund balance within the other governmental fund types is reported as unassigned.

As previously mentioned, sometimes the EDC will fund outlays for a particular purpose from both restricted and unrestricted resources (the total of committed, assigned, and unassigned fund balance). In order to calculate the amounts to report as restricted, committed, assigned, and unassigned fund balance in the governmental fund financial statements, a flow assumption must be made about the order in which the resources are considered to be applied. It is the EDC's policy to consider restricted fund balance to have been depleted before using any of the components of unrestricted fund balance. Further, when the components of unrestricted fund balance can be used for the same purpose, committed fund balance is depleted first, followed by assigned fund balance. Unassigned fund balance is applied last.

8. Income Taxes

The Fairfield Economic Development Corporation is exempt from federal income taxes under IRC Section 501(c)(4), except for any net income derived from unrelated business activities but remains subject to tax filings with the State of Texas.

9. Estimates

In preparation of the financial statements in conformity with generally accepted accounting principles, management must make certain estimates and assumptions that affect the reported amounts of assets and liabilities at the date of the financial statements and revenues and expenses during the reporting period. Actual results could differ from those estimates.

FAIRFIELD ECONOMIC DEVELOPMENT CORPORATION

NOTES TO THE FINANCIAL STATEMENTS

FOR THE YEAR ENDED SEPTEMBER 30, 2022

NOTE 2: RECONCILIATION OF GOVERNMENT-WIDE AND FUND FINANCIAL STATEMENTS

A. Explanation of Certain Differences Between the Governmental Fund Balance Sheet and the Government-wide Statement of Net Position

The Statement of Net Position and Governmental Fund Balance Sheet includes adjustments between fund balance and net position. The reasons for these adjustments follow:

Total fund balance on the Governmental Fund Balance Sheet	\$ 946,472
Capital assets used in governmental activities are not current financial resources and, therefore, are not reported in the governmental fund balance sheet.	
Capital assets not being depreciated	1,387,733
Capital assets being depreciated, net of accumulated depreciation	48,896
Non-current assets do not provide current resources and, therefore, are not reported in the governmental fund balance sheet.	
Notes receivable - current portion	315,709
Notes receivable - noncurrent portion	667,000
Long-term liabilities are not due and payable in the current period and, therefore, are not reported in the governmental fund balance sheet.	
Note payable - current portion	(93,895)
Note payable - noncurrent portion	<u>(1,076,850)</u>
Net position of governmental activities on the Statement of Net Position	<u>\$ 2,195,065</u>

FAIRFIELD ECONOMIC DEVELOPMENT CORPORATION

NOTES TO THE FINANCIAL STATEMENTS

FOR THE YEAR ENDED SEPTEMBER 30, 2022

NOTE 2: RECONCILIATION OF GOVERNMENT-WIDE AND FUND FINANCIAL STATEMENTS (CONTINUED)

B. Explanation of Certain Differences Between the Governmental Fund Statement of Revenues, Expenditures, and Changes in Fund Balance and the Government-wide Statement of Activities

The Statement of Activities and Governmental Fund Revenues, Expenditures, and Changes in Fund Balance includes adjustments between the change in fund balance and change in net position. The reasons for these adjustments follow:

Change in fund balance on the governmental fund Statement of Revenues, Expenditures, and Changes in Fund Balance	\$ (32,699)
Governmental funds report capital outlays as expenditures. However, in the Statement of Activities, the cost of those assets is allocated over their estimated useful lives and reported as depreciation expense.	
Capital outlay	90,272
Depreciation	(4,831)
Net effect of various transactions involving capital assets (e.g., sales, trade-ins, disposals, impairments, and donations)	(84,015)
Governmental funds report disbursements for performance agreement promissory notes as expenditures. However, in the Statement of Activities, the cost of those disbursements is capitalized as notes receivables.	239,000
Some expenses reported in the Statement of Activities do not require the use of current financial resources and, therefore, are not reported in the governmental fund Statement of Revenues, Expenditures, and Changes in Fund Balance.	(103,900)
The issuance of long-term debt (e.g., bonds, notes, etc.) provides current financial resources to governmental funds, while the repayment of the principal of long-term debt consumes the current financial resources of governmental funds. Neither transaction, however, has any effect on net position.	
Debt issuance	(1,198,594)
Principal payments	<u>1,262,717</u>
Change in net position of governmental activities on the Statement of Activities	<u>\$ 167,950</u>

FAIRFIELD ECONOMIC DEVELOPMENT CORPORATION

NOTES TO THE FINANCIAL STATEMENTS

FOR THE YEAR ENDED SEPTEMBER 30, 2022

NOTE 3: STEWARDSHIP, COMPLIANCE, AND ACCOUNTABILITY

A. Budgetary Information

An annual budget is adopted on a basis consistent with generally accepted accounting principles for the general fund.

The following procedures are followed in establishing the budgetary data reflected in the budgetary comparison schedule:

- a. The proposed budget is prepared by the Executive Director and presented to the Board.
- b. The Board approves the budget and provides it to the City Council prior to August 1st.
- c. The budget is adopted after approval by the City Council.

Once a budget is approved, it can be amended only by approval of a majority of the EDC Board. Amendments are presented to the City Council at its regular meetings. Each amendment must have Council approval. As required by law, such amendments are made before the fact, are reflected in the official minutes of the Board, and are not made after fiscal year-end.

B. Excess of Expenditures Over Appropriations

For the year ended September 30, 2022, the EDC did not report any category of expenditures in excess of appropriations.

C. Deficit Fund Equity

At September 30, 2022, the EDC did not report any deficit balances in any category of fund balance or net position.

NOTE 4: DETAILED NOTES ON ALL ACTIVITIES AND FUNDS

A. Cash and Investments

The Public Funds Investment Act (Texas Government Code Chapter 2256) contains specific provisions in the areas of investment practices, management reports and establishment of appropriate policies. Among other things, it requires the EDC to adopt, implement, and publicize an investment policy. At September 30, 2022, the EDC is in compliance with the requirements of the Act and with local policies.

FAIRFIELD ECONOMIC DEVELOPMENT CORPORATION

NOTES TO THE FINANCIAL STATEMENTS

FOR THE YEAR ENDED SEPTEMBER 30, 2022

NOTE 4: DETAILED NOTES ON ALL ACTIVITIES AND FUNDS (CONTINUED)

A. Cash and Investments (Continued)

It is the EDC’s policy to invest its funds in a manner which will provide the highest investment return with the maximum security while meeting the daily cash flow demands of the EDC, and conforming to all state and local statutes governing the investment of public funds, using the “prudent person” standard for managing the overall portfolio. The primary objective of the policy is safety (preservation of capital), liquidity, and yield.

The EDC maintains its cash and certificate deposit balances in its depository bank, Community National Bank & Trust of Texas, Fairfield, Texas. The carrying amount of the deposits at September 30, 2022, was \$840,068 and is reported in the financial statements as follows:

Cash and cash equivalents	\$ 84,864
Certificates of deposit	
Unrestricted	623,861
Restricted for debt service	<u>131,343</u>
Total carrying amount of deposits	<u>\$ 840,068</u>

Custodial Credit Risk. Custodial credit risk for deposits is the risk that in the event of a bank failure, the EDC’s deposits may not be returned or the EDC will not be able to recover collateral securities in the possession of an outside party. Deposited funds may be invested in certificate of deposits in institutions with an established record of health and service.

At September 30, 2022, the EDC held one bank account and one certificate of deposit at one financial institution. The EDC’s account balances totaled \$853,398 at September 30, 2022, and were completely insured by FDIC and securities pledged.

Interest Rate Risk. Interest rate risk is the risk that adverse changes in interest rates will result in an adverse effect on the fair value of an investment. The EDC manages its exposure to interest rate risk by structuring the investment portfolio so that securities mature to meet cash requirements for ongoing operations and monitor marketable securities daily.

Credit Risk. Credit risk is the risk that an insurer or other counterparty to an investment will not fulfill its obligations. The EDC limits its investments to U.S. Government obligations, certificate of deposits, savings and loan association deposits, state and local government obligations and investment pools, and money market mutual funds regulated by the Securities and Exchange Commission.

FAIRFIELD ECONOMIC DEVELOPMENT CORPORATION

NOTES TO THE FINANCIAL STATEMENTS

FOR THE YEAR ENDED SEPTEMBER 30, 2022

NOTE 4: DETAILED NOTES ON ALL ACTIVITIES AND FUNDS (CONTINUED)

A. Cash and Investments (Continued)

Concentration of Credit Risk. The concentration of credit risk is the risk of loss attributed to the magnitude of an entity's investment in a single insurer. As of September 30, 2022, 100% of the EDC's carrying value of cash and investments were deposited with one depository bank and were adequately secured as described above.

B. Sales Tax Receivable

Sales tax receivable at September 30, 2022, consist of sales taxes collected by the City from the State Comptroller that have yet to be remitted to the EDC. The balance of sales tax receivable at September 30, 2022, is \$113,827, and is expected to be collected within the next year.

C. Notes Receivable – Performance Contracts

Effective December 3, 2018, the EDC entered into a performance agreement with Calhoun Frontier, LLC. Under the terms of this agreement, the EDC paid \$100,000 directly to Calhoun Frontier, LLC in an effort to promote local employment and tax revenue. The promissory note is equal to \$100,000. The forgiveness of the note will be contingent on a number of obligations as set out in the performance agreement. Upon meeting the requirements, there will be no further obligation to the EDC under this agreement. The performance agreement expires December 3, 2023. At September 30, 2022, the balance of the promissory note was \$100,000.

Effective May 1, 2019, the EDC entered into a performance agreement with JRTR Investments, Ltd. Under the terms of this agreement, the EDC paid \$125,000 directly to JRTR Investments, Ltd. in an effort to promote local employment and tax revenue. The promissory note is equal to \$125,000. The forgiveness of the note will be contingent on a number of obligations as set out in the performance agreement. Upon meeting the requirements, there will be no further obligation to the EDC under this agreement. The performance agreement expires March 1, 2025. At September 30, 2022, the balance of the promissory note was \$125,000.

Effective August 11, 2020, the EDC entered into a performance agreement with Rural Rehab Providers, LLC. Under the terms of this agreement, the EDC paid \$110,000 directly to Rural Rehab Providers, LLC in an effort to promote local employment and tax revenue. The promissory note is equal to \$111,000. The forgiveness of the note will be contingent on a number of obligations as set out in the performance agreement. Upon meeting the requirements, there will be no further obligation to the EDC under this agreement. The performance agreement expires August 11, 2023. At September 30, 2022, the balance of the promissory note was \$111,000.

FAIRFIELD ECONOMIC DEVELOPMENT CORPORATION

NOTES TO THE FINANCIAL STATEMENTS

FOR THE YEAR ENDED SEPTEMBER 30, 2022

NOTE 4: DETAILED NOTES ON ALL ACTIVITIES AND FUNDS (CONTINUED)

C. Notes Receivable – Performance Contracts (Continued)

Effective September 2, 2020, the EDC entered into a performance agreement with Blacklidge Emulsions, Inc. Under the terms of this agreement, the EDC sold a tract from Fairfield Industrial Park South directly to Blacklidge Emulsions, Inc. in an effort to promote additional employment and economic growth for the Fairfield community. The promissory note is equal to \$203,000. The forgiveness of the note will be contingent on a number of obligations as set out in the performance agreement. Upon meeting the requirements, there will be no further obligation to the EDC under this agreement. The performance agreement expires September 2, 2024. At September 30, 2022, the balance of the promissory note was \$203,000.

Effective September 2, 2020, the EDC entered into a performance agreement with Freestone Diesel Performance. Under the terms of this agreement, the EDC paid \$15,000 directly to Freestone Diesel Performance in an effort to promote local employment and tax revenue. The promissory note was equal to \$15,000. The forgiveness of the note was contingent on a number of obligations as set out in the performance agreement. Upon meeting the requirements, there is no further obligation to the EDC under this agreement. The performance agreement expired September 2, 2021. At September 30, 2022, the balance of the promissory note was \$0.

Effective October 8, 2020, the EDC entered into a performance agreement with CCPJ Texas, LLC. Under the terms of this agreement, the EDC paid \$200,000 directly to CCPJ Texas, LLC in an effort to promote local employment and tax revenue. The promissory note is equal to \$200,000. The forgiveness of the note will be contingent on a number of obligations as set out in the performance agreement. Upon meeting the requirements, there will be no further obligation to the EDC under this agreement. The performance agreement expires October 8, 2022. At September 30, 2022, the balance of the promissory note was \$200,000.

Effective October 13, 2020, the EDC entered into a performance agreement with Archrock Services, LP. Under the terms of this agreement, the EDC paid \$5,200 directly to Archrock Services, LP for the first two months' rent owed by Archrock Services, LP and is to allow Archrock Services, LP the use of a billboard. The promissory note is equal to \$5,200 and will be reduced by \$217 for every month's rent paid to the landlord. The forgiveness of the note will be contingent on a number of obligations as set out in the performance agreement. Upon meeting the requirements, there will be no further obligation to the EDC under this agreement. The performance agreement expires November 30, 2022. At September 30, 2022, the balance of the promissory note was \$0.

FAIRFIELD ECONOMIC DEVELOPMENT CORPORATION

NOTES TO THE FINANCIAL STATEMENTS

FOR THE YEAR ENDED SEPTEMBER 30, 2022

NOTE 4: DETAILED NOTES ON ALL ACTIVITIES AND FUNDS (CONTINUED)

C. Notes Receivable – Performance Contracts (Continued)

Effective October 13, 2020, the EDC entered into a performance agreement with Diane Huston dba Pack N' Mail. Under the terms of this agreement, the EDC paid \$4,709 directly to Huston in an effort to promote local employment and tax revenue. The promissory note is equal to \$4,709. The forgiveness of the note will be contingent on a number of obligations as set out in the performance agreement. Upon meeting the requirements, there will be no further obligation to the EDC under this agreement. The performance agreement expires October 13, 2022. At September 30, 2022, the balance of the promissory note was \$4,709.

Effective November 4, 2020, the EDC entered into a performance agreement with Scott Long. Under the terms of this agreement, the EDC paid \$10,000 directly to Long in an effort to promote local employment and tax revenue. The promissory note was equal to \$10,000. The forgiveness of the note was contingent on a number of obligations as set out in the performance agreement. Upon meeting the requirements, there is no further obligation to the EDC under this agreement. The performance agreement expired May 4, 2022. At September 30, 2022, the balance of the promissory note was \$0.

Effective March 9, 2021, the EDC entered into a performance agreement with Tank Holding Corp. Under the terms of this agreement, the EDC sold a tract from Fairfield Industrial Park directly to Tank Holding Corp. in an effort to promote additional employment and economic growth for the Fairfield community. The promissory note was equal to \$76,300. The forgiveness of the note was contingent on a number of obligations as set out in the performance agreement. Upon meeting the requirements, there is no further obligation to the EDC under this agreement. The performance agreement expired March 9, 2022. At September 30, 2022, the balance of the promissory note was \$0.

Effective November 11, 2021, the EDC entered into a performance agreement with Neat and Wilson, Inc. and GB & D Neat Properties, LLC (Neat). Under the terms of this agreement, the EDC sold a tract from Fairfield Industrial Park directly to Neat in an effort to promote additional employment and economic growth for the Fairfield community. The promissory note is equal to \$239,000. The forgiveness of the note will be contingent on a number of obligations as set out in the performance agreement. Upon meeting the requirements, there will be no further obligation to the EDC under this agreement. The performance agreement expires November 1, 2026. At September 30, 2022, the balance of the promissory note was \$239,000.

FAIRFIELD ECONOMIC DEVELOPMENT CORPORATION

NOTES TO THE FINANCIAL STATEMENTS

FOR THE YEAR ENDED SEPTEMBER 30, 2022

NOTE 4: DETAILED NOTES ON ALL ACTIVITIES AND FUNDS (CONTINUED)

C. Notes Receivable – Performance Contracts (Continued)

Effective August 18, 2022, the EDC entered into a performance agreement with Hoover Treated Wood Products, Inc. Under the terms of this agreement, the EDC will replat a tract from Fairfield Industrial Park and sell it directly to Hoover Treated Wood Products, Inc. in an effort to promote additional employment and economic growth for the Fairfield community. In addition, the EDC will assist and file an application for tax abatement with the City of Fairfield and the County of Freestone for approval. Hoover Treated Wood Products, Inc.’s obligations under the performance agreement are subject to the tax abatement being approved by the City of Fairfield and the County of Freestone. The EDC will also ensure that the title company issues a Texas owner’s policy of title insurance. The performance agreement expires August 18, 2027. At September 30, 2022, the balance of the promissory note was \$0 because conveyance of the property from the EDC to Hoover Treated Wood Products, Inc. did not take place until after yearend as described in the amendments to the original performance agreement.

D. Capital Assets

Capital asset activity for the year ended September 30, 2022, was as follows:

	<u>Beginning</u>	<u>Increases</u>	<u>Decreases</u>	<u>Ending</u>
Capital assets not being depreciated:				
Land	\$ 1,390,348	\$ 81,400	\$ (84,015)	\$ 1,387,733
Total capital assets not being depreciated	<u>\$ 1,390,348</u>	<u>\$ 81,400</u>	<u>\$ (84,015)</u>	<u>\$ 1,387,733</u>
Capital assets being depreciated:				
Buildings	\$ 74,281	\$ -	\$ -	\$ 74,281
Equipment	<u>10,550</u>	<u>8,872</u>	<u>(4,550)</u>	<u>14,872</u>
Total capital assets being depreciated	84,831	8,872	(4,550)	89,153
Less accumulated depreciation:				
Building	33,426	1,857	-	35,283
Equipment	<u>6,550</u>	<u>2,974</u>	<u>(4,550)</u>	<u>4,974</u>
Total accumulated depreciation	39,976	4,831	(4,550)	40,257
Total net capital assets being depreciated	<u>\$ 44,855</u>	<u>\$ 4,041</u>	<u>\$ -</u>	<u>\$ 48,896</u>

FAIRFIELD ECONOMIC DEVELOPMENT CORPORATION

NOTES TO THE FINANCIAL STATEMENTS

FOR THE YEAR ENDED SEPTEMBER 30, 2022

NOTE 4: DETAILED NOTES ON ALL ACTIVITIES AND FUNDS (CONTINUED)

D. Capital Assets (Continued)

Total governmental capital assets, net of accumulated depreciation	\$ 1,436,629
Less associated debt	<u>(1,170,745)</u>
Net Investment in Capital Assets	<u>\$ 265,884</u>

Depreciation expense for the year ended September 30, 2022 was \$4,831.

E. Long-term Liabilities

The following is a summary of changes in the EDC's total governmental long-term liabilities for the year. In general, the EDC uses their general fund to liquidate governmental long-term liabilities.

	Balance 10/1/2021	Additions	Deletions	Balance 9/30/2022	Due Within One Year
Private Placement Notes					
Note, Series 2018	\$ 1,234,868	\$ -	\$(1,234,868)	\$ -	\$ -
Note, Series 2022	<u>-</u>	<u>1,198,594</u>	<u>(27,849)</u>	<u>1,170,745</u>	<u>93,895</u>
Total	<u>\$ 1,234,868</u>	<u>\$ 1,198,594</u>	<u>\$(1,262,717)</u>	<u>\$ 1,170,745</u>	<u>\$ 93,895</u>

Long-term debt was comprised of the following at September 30, 2022:

Description	Maturity Date	Interest Rate	Pledged Collateral	Pledged Revenue	Outstanding Principle
Private Placement Notes					
Note, Series 2018	4/17/2033	4.125%	Sales and use tax revenue	\$ -	\$ -
Note, Series 2022	4/17/2033	3.320%	Sales and use tax revenue	<u>1,390,048</u>	<u>1,170,745</u>
Total				<u>\$1,390,048</u>	<u>\$1,170,745</u>

The note issued in April 2018 was obtained for the purpose of financing the development of the Industrial Park. The original amount of the note was \$1,500,000 with a maturity date of April 17, 2033 and an annual interest rate of 4.125%. Payments were due monthly in the amount of \$11,189.51. The EDC pledged future sales and use tax revenue to secure the note.

FAIRFIELD ECONOMIC DEVELOPMENT CORPORATION

NOTES TO THE FINANCIAL STATEMENTS

FOR THE YEAR ENDED SEPTEMBER 30, 2022

NOTE 4: DETAILED NOTES ON ALL ACTIVITIES AND FUNDS (CONTINUED)

E. Long-term Liabilities

In April 2022, the EDC issued a note to refinance the 2018 note to achieve debt service savings. The original amount of the new note was \$1,198,594.13 with a maturity date of April 17, 2033 and an annual interest rate of 3.32%. \$1,186,726.86 of the proceeds from the new note was used to refund the 2018 note and pay the early redemption penalty. Payments on the new note are due monthly in the amount of \$10,945.26. The EDC pledged future sales and use tax revenue to secure the note.

Pledged revenue recognized during the year ended September 30, 2022 for debt is equal to principal, net of the refunding, and interest of \$113,317.

The EDC incurred and charged to expense \$50,197 of interest on long-term debt for the year ended September 30, 2022.

Annual debt service requirements are as follows:

Year Ending September 30	Principal	Interest
2023	\$ 93,895	\$ 37,448
2024	97,060	34,283
2025	100,332	31,011
2026	103,714	27,629
2027	107,210	24,133
2028-2032	592,760	63,956
2033-2037	75,774	843
Total	<u>\$ 1,170,745</u>	<u>\$ 219,303</u>

F. Risk Management

The EDC is exposed to various risks of loss related to torts; theft of, damage to, and destruction of assets; errors and omissions; and natural disasters. As a component unit of the City of Fairfield, the EDC is covered under the commercial insurance purchased by the City. The City has not significantly reduced insurance coverage or had settlements which exceeded coverage amounts for the two years prior to this report.

FAIRFIELD ECONOMIC DEVELOPMENT CORPORATION

NOTES TO THE FINANCIAL STATEMENTS

FOR THE YEAR ENDED SEPTEMBER 30, 2022

NOTE 4: DETAILED NOTES ON ALL ACTIVITIES AND FUNDS (CONTINUED)

G. Commitments and Contingencies

Commitments

The EDC has been awarded a federal grant for improvements to Old Mexia-Fairfield Road owned by Freestone County. The EDC entered into a contract with an engineering firm related to this project for a total contract value of \$186,000. As of September 30, 2022, the EDC spent \$123,245 on this contract. The remaining commitment on this contract as of September 30, 2022 is \$62,755. No other contracts have been entered into related to this project.

Contingencies

Amounts received or receivable from granting agencies are subject to audit and adjustment by grantor agencies, principally the federal government. Any disallowed claims, including amounts already collected, may constitute a liability of the applicable funds. The amounts of expenditures, which may be disallowed by the grantor, cannot be determined at this time although the EDC expects such amounts, if any, to be immaterial.

H. Subsequent Events

Effective October 5, 2022, the EDC entered into a performance agreement with Zippy J's Brenham Holdings, LLC. Under the terms of this agreement, the EDC paid \$53,686.02 to Zippy J's Brenham Holdings, LLC's designated contractor in an effort to promote local employment and tax revenue. The promissory note is equal to \$53,686.02. The forgiveness of the note will be contingent on a number of obligations as set out in the performance agreement. Upon meeting the requirements, there will be no further obligation to the EDC under this agreement. The performance agreement expires September 5, 2024.

Effective in February 2023, the EDC entered into a promissory note with Hoover Treated Wood Products, Inc. for \$623,000. The forgiveness of the note will be contingent on a number of obligations as set out in the performance agreement. Upon meeting the requirement, there will be no further obligation to the EDC under this agreement.

Subsequent events have been evaluated through April 13, 2023, the date the financial statements were available to be issued.

FAIRFIELD ECONOMIC DEVELOPMENT CORPORATION

BUDGETARY COMPARISON SCHEDULE

FOR THE YEAR ENDED SEPTEMBER 30, 2022

	Budgeted Amounts		Actual	Variance with Final Budget Positive (Negative)
	Original	Final		
Revenue				
Sales tax	\$ 500,000	\$ 500,000	\$ 609,110	\$ 109,110
Interest	6,040	6,040	3,048	(2,992)
Total Revenue	506,040	506,040	612,158	106,118
 Expenditures				
Personnel	165,122	167,365	164,352	3,013
Operations	39,071	44,973	29,665	15,308
Industrial Park	705,755	760,687	269,529	491,158
Capital Purchase	10,000	10,000	8,872	1,128
Promotions	50,000	50,000	46,401	3,599
Business Retention	10,000	10,000	-	10,000
Capital Projects	240,596	273,596	61,915	211,681
Debt Service:				
Principal	84,931	112,781	64,123	48,658
Total Expenditures	1,305,475	1,429,402	644,857	784,545
 Excess (deficiency) of revenues over (Under) expenditures	(799,435)	(923,362)	(32,699)	890,663
 Fund Balance - beginning of year	799,435	799,435	979,171	179,736
Fund Balance - end of year	\$ -	\$ (123,927)	\$ 946,472	\$ 1,070,399

NOTES TO THE BUDGETARY COMPARISON SCHEDULE

The annual budget is adopted on a basis consistent with generally accepted accounting principles. See Note 3A for additional budgetary information.

INDEPENDENT AUDITOR'S REPORT ON INTERNAL CONTROL OVER FINANCIAL REPORTING AND ON COMPLIANCE AND OTHER MATTERS BASED ON AN AUDIT OF FINANCIAL STATEMENTS PERFORMED IN ACCORDANCE WITH GOVERNMENT AUDITING STANDARDS

To the Board of Directors
Fairfield Economic Development Corporation

We have audited, in accordance with the auditing standards generally accepted in the United States of America and the standards applicable to financial audits contained in *Government Auditing Standards* issued by the Comptroller General of the United States, the financial statements of the governmental activities and general fund of Fairfield Economic Development Corporation, as of and for the year ended September 30, 2022, and the related notes to the financial statements, which collectively comprise Fairfield Economic Development Corporation's basic financial statements and have issued our report thereon dated April 13, 2023.

Report on Internal Control Over Financial Reporting

In planning and performing our audit of the financial statements, we considered Fairfield Economic Development Corporation's internal control over financial reporting (internal control) as a basis for designing audit procedures that are appropriate in the circumstances for the purpose of expressing our opinions on the financial statements, but not for the purpose of expressing an opinion on the effectiveness of the Fairfield Economic Development Corporation's internal control. Accordingly, we do not express an opinion on the effectiveness of the Fairfield Economic Development Corporation's internal control.

A *deficiency in internal control* exists when the design or operation of a control does not allow management or employees, in the normal course of performing their assigned functions, to prevent, or detect and correct misstatements on a timely basis. A *material weakness* is a deficiency, or a combination of deficiencies, in internal control such that there is a reasonable possibility that a material misstatement of the entity's financial statements will not be prevented, or detected and corrected, on a timely basis. A *significant deficiency* is a deficiency, or a combination of deficiencies, in internal control that is less severe than a material weakness, yet important enough to merit attention by those charged with governance.

Our consideration of internal control was for the limited purpose described in the first paragraph of this section and was not designed to identify all deficiencies in internal control that might be significant deficiencies or material weaknesses and, therefore, significant deficiencies or material weaknesses may exist that have not been identified. We identified certain deficiencies in internal control, described in the accompanying schedule of findings as item 2022-01 that we consider to be a material weakness.

Report on Compliance and Other Matters

As a part of obtaining reasonable assurance about whether the Fairfield Economic Development Corporation's financial statements are free of material misstatement, we performed tests of its compliance with certain provisions of laws, regulations, contracts and grant agreements, noncompliance with which could have direct and material effect on the financial statements.

However, providing an opinion on compliance with those provisions was not an objective of our audit, and accordingly, we do not express such an opinion. The results of our tests disclosed no instances of noncompliance or other matters that are required to be reported under *Government Auditing Standards*.

Fairfield Economic Development Corporation's Response to Findings

Government Auditing Standards requires the auditor to perform limited procedures on Fairfield Economic Development Corporation's response to the findings identified in our audit as described in the accompanying schedule of findings. Fairfield Economic Development Corporation's response was not subjected to the other auditing procedures applied in the audit of the financial statements and, accordingly, we express no opinion on it.

Purpose of this Report

The purpose of this report is solely to describe the scope of our testing of internal control and compliance and the results of that testing, and not to provide an opinion on the effectiveness of the entity's internal control or on compliance. This report is an integral part of an audit performed in accordance with *Government Auditing Standards* in considering the entity's internal control and compliance. Accordingly, this communication is not suitable for any other purpose.

Frank Campos & Associates PLLC

Frank Campos & Associates, PLLC
Palestine, Texas
April 13, 2023

FAIRFIELD ECONOMIC DEVELOPMENT CORPORATION

SCHEDULE OF FINDINGS

FOR THE YEAR ENDED SEPTEMBER 30, 2022

Material Weaknesses

2022-01: Audit Adjustments

Criteria

Basic internal control provides for proper segregation of various accounting functions, reconciliation of financial transactions to the general ledger, and monitoring that these functions are being performed timely and accurately to prevent or detect and correct misstatements on a timely basis.

Condition

During the audit, we noted the following misstatements:

1. Sales tax receivable was not adjusted from the prior year.
2. Accrued interest receivable was not adjusted from the prior year.
3. Prepaid expenditures were not adjusted from the prior year.
4. Notes receivable were not adjusted from the prior year.
5. Accrued interest payable was not adjusted from the prior year.
6. New note payable issued was incorrectly recorded in fund balance.

Cause

The EDC does not have specific controls in place to eliminate audit adjustments to ensure amounts in the financial statements are correct.

Effect or Potential Effect

The effects were material misstatement of the EDC's financial report. The potential effects from these conditions, if not corrected, include the risk of error or fraud going undetected.

Recommendation

We recommend that management establish and implement policies and procedures to ensure amounts reported in the EDC's financial statements are complete and accurate. In addition, the EDC should continue to read its annual financial report and ensure the quality of both the document and the preparer.

Management's Response

We concur with recommendations.



CITY OF FAIRFIELD
CITY COUNCIL MEETING

MAY 9, 2023
6:00 PM

MINUTES

Date: May 9, 2023

Time: 6:00 PM

Adjourn: 06:38 PM

Council Present: Council Member Arland Thill, Council Member Bobby Nichols, Council Member Stephen Daniel, Council Member Angela Oglesbee, Council Member James Tyus

1. CALL TO ORDER; PRAYER AND PLEDGE

Mayor Kenny Hughes called meeting to order at 6:00 p.m. A quorum was declared present. Bobby Nichols gave the invocation. Arland Thill led the pledge to the American flag. James Tyus led the pledge to the Texas flag.

2. VISITORS AND CITIZENS FORUM: AT THIS TIME, ANY PERSON WITH BEFORE THE COUNCIL NOT SCHEDULED ON THE AGENDA MAY SPEAK TO THE COUNCIL. NO FORMAL ACTION CAN BE TAKEN ON THESE ITEMS AT THIS TIME.

None at this time.

3. DISCUSSION AND POSSIBLE ACTION TO APPROVE MINUTES FROM APRIL 11, 2023 COUNCIL MEETING.

Council Member Nichols MOVED to Approve MINUTES FROM APRIL 11, 2023 COUNCIL MEETING.; Council Member Thill SECONDED.

ACTION: Motion to approve MINUTES FROM APRIL 11, 2023 COUNCIL MEETING. by Bobby Nichols second by Arland Thill;

Motion passed with a 5:0

AYES: Arland Thill, Bobby Nichols, Stephen Daniel, Angela Oglesbee, James Tyus

NOES: None

ABSTAIN: None

4. DISCUSSION AND POSSIBLE ACTION TO APPROVE BILL REGISTER AS OF APRIL 30, 2023.

Council Member Oglesbee MOVED to Approve BILL REGISTER AS OF APRIL 30, 2023.; Council Member Nichols SECONDED.

ACTION: Motion to approve BILL REGISTER AS OF APRIL 30, 2023. by Angela Oglesbee second by Bobby Nichols;
Motion passed with a 5:0
AYES: Arland Thill, Bobby Nichols, Stephen Daniel, Angela Oglesbee, James Tyus
NOES: None
ABSTAIN: None

5. MAYOR AND DEPARTMENT HEAD REPORTS

6. DISCUSSION AND POSSIBLE ACTION TO APPROVE THE CITY OF FAIRFIELD DROUGHT CONTINGENCY PLAN.

Council Member Thill MOVED to Approve THE CITY OF FAIRFIELD DROUGHT CONTINGENCY PLAN.; Council Member Nichols SECONDED.

ACTION: Motion to approve THE CITY OF FAIRFIELD DROUGHT CONTINGENCY PLAN. by Arland Thill second by Bobby Nichols;
Motion passed with a 5:0
AYES: Arland Thill, Bobby Nichols, Stephen Daniel, Angela Oglesbee, James Tyus
NOES: None
ABSTAIN: None

7. DISCUSSION AND POSSIBLE ACTION TO APPROVE RECRUITMENT BONUS FOR A LICENSED PEACE OFFICER.

Council Member Daniel MOVED to Approve RECRUITMENT BONUS FOR A LICENSED PEACE OFFICER.; Council Member Thill SECONDED.

ACTION: Motion to approve RECRUITMENT BONUS FOR A LICENSED PEACE OFFICER. by Stephen Daniel second by Arland Thill;
Motion passed with a 5:0
AYES: Arland Thill, Bobby Nichols, Stephen Daniel, Angela Oglesbee, James Tyus
NOES: None
ABSTAIN: None

8. DISCUSSION AND POSSIBLE ACTION TO APPROVE AGREEMENT FOR OFFICER TRAINING.

Council Member Thill MOVED to Approve AGREEMENT FOR OFFICER TRAINING.; Council Member Daniel SECONDED.

ACTION: Motion to approve AGREEMENT FOR OFFICER TRAINING. by Arland Thill second by Stephen Daniel;
Motion passed with a 5:0
AYES: Arland Thill, Bobby Nichols, Stephen Daniel, Angela Oglesbee, James Tyus
NOES: None
ABSTAIN: None

9. DISCUSSION AND POSSIBLE ACTION TO APPROVE FAIRFIELD ECONOMIC DEVELOPMENT COPORATION'S 2021/2022 FISCAL YEAR AUDIT.

Council Member Oglesbee MOVED to table FAIRFIELD ECONOMIC DEVELOPMENT COPORATION'S 2021/2022 FISCAL YEAR AUDIT. ; Council Member Nichols SECONDED.

ACTION: Motion to table FAIRFIELD ECONOMIC DEVELOPMENT COPORATION'S 2021/2022 FISCAL YEAR AUDIT. by Angela Oglesbee second by Bobby Nichols;
Motion with a 5:0
AYES: Arland Thill, Bobby Nichols, Stephen Daniel, Angela Oglesbee, James Tyus
NOES: None
ABSTAIN: None

10. DISCUSSION AND POSSIBLE ACTION TO APPROVE STANDARD UTILITY AGREEMENT BETWEEN THE CITY OF FAIRFIELD AND TEXAS DEPARTMENT OF TRANSPORTATION.

Council Member Nichols MOVED to Approve STANDARD UTILITY AGREEMENT BETWEEN THE CITY OF FAIRFIELD AND TEXAS DEPARTMENT OF TRANSPORTATION.; Council Member Daniel SECONDED.

ACTION: Motion to approve STANDARD UTILITY AGREEMENT BETWEEN THE CITY OF FAIRFIELD AND TEXAS DEPARTMENT OF TRANSPORTATION. by Bobby Nichols second by Stephen Daniel;
Motion passed with a 5:0
AYES: Arland Thill, Bobby Nichols, Stephen Daniel, Angela Oglesbee, James Tyus
NOES: None

ABSTAIN: None

11. DISCUSSION AND POSSIBLE ACTION TO APPROVE RESOLUTION 2023-05-09 A RESOLUTION PROVIDING THE FAIRIFELD POLICE DEPARTMENT THREE CHEVROLET POLICE TAHOE SUV POLICE CRUISERS.

Council Member Thill MOVED to APPROVE RESOLUTION 2023-05-09 A RESOLUTION PROVIDING THE FAIRIFELD POLICE DEPARTMENT THREE CHEVROLET POLICE TAHOE SUV POLICE CRUISERS.; Council Member Daniel SECONDED.

ACTION: Motion to approve RESOLUTION 2023-05-09 A RESOLUTION PROVIDING THE FAIRIFELD POLICE DEPARTMENT THREE CHEVROLET POLICE TAHOE SUV POLICE CRUISERS. by Arland Thill second by Stephen Daniel;

Motion passed with a 5:0

AYES: Arland Thill, Bobby Nichols, Stephen Daniel, Angela Oglesbee, James Tyus

NOES: None

ABSTAIN: None

12. DISCUSSION AND POSSIBLE ACTION ON ORDINANCE 2023-05-09 BUDGET, AN ORDINANCE TO AMEND THE 2022-2023 FISCAL YEAR BUDGET.

Council Member Nichols MOVED to Approve ORDINANCE 2023-05-09 BUDGET, AN ORDINANCE TO AMEND THE 2022-2023 FISCAL YEAR BUDGET.; Council Member Thill SECONDED.

ACTION: Motion to approve ORDINANCE 2023-05-09 BUDGET, AN ORDINANCE TO AMEND THE 2022-2023 FISCAL YEAR BUDGET. by Bobby Nichols second by Arland Thill;

Motion with a 5:0

AYES: Arland Thill, Bobby Nichols, Stephen Daniel, Angela Oglesbee, James Tyus

NOES: None

ABSTAIN: None

13. ISSUANCE OF CERTIFICATES OF ELECTION TO ELECTED CITY COUNCIL; PLACE III, PLACE IV AND PLACE V.

Statment of Officer and Oath of Office was delivered by Mayor Kenny Hughes for the May 6, 2023 General Election. All candidates ran unopposed.
Place III - Bobby Nichols

Place IV - Roger Keeton
Place V - Angela Oglesbee

14. ADJOURN

Council Member Thill made the motion to adjourn. Council Member Nichols seconded. All voted for.

Mayor, Kenneth D. Hughes

Attest:

Misty Richardson
City Secretary

DEPARTMENT	FUND	VENDOR NAME	DESCRIPTION	AMOUNT		
NON-DEPARTMENTAL	GENERAL FUND	AFLAC	OTHER INSURANCE	302.76		
			OTHER INSURANCE	302.76		
			OTHER INSURANCE	173.61		
			OTHER INSURANCE	173.61		
		ARLEN SELF FAIRFIELD AMBULANCE SERVICE INC. (EMS) COMMUNITY NATIONAL BANK & TRUST OF TEX	434 BRADLEY EARNEST MONEY	500.00		
			5.2023 AMBULANCE PREM	193.50		
			FED WITHHOLDING TAX DEPOSIT	3,112.29		
			FED WITHHOLDING TAX DEPOSIT	2,825.08		
			FICA PAYROLL TAX DEPOSIT	2,675.09		
			FICA PAYROLL TAX DEPOSIT	2,553.32		
			MEDICARE TAX DEPOSIT	625.62		
			MEDICARE TAX DEPOSIT	597.11		
			457 RETIREMENT PLAN	20.00		
			457 RETIREMENT PLAN	20.00		
			HARTFORD LIFE INSURANCE COMPANY TML EMPLOYEE BENEFITS POOL	MED DEPENDENT CHILD	317.03	
		MED DEPENDENT CHILD		317.03		
		DEPENDENT DENTAL		127.71		
		DEPENDENT DENTAL		127.71		
		DEPENDENT FAMILY MEDICAL		1,220.10		
		DEPENDENT FAMILY MEDICAL		1,220.10		
		DEPENDENT LIFE		1.60		
		DEPENDENT LIFE		1.60		
		DEPENDENT SPOUSE MEDICAL		245.52		
		DEPENDENT SPOUSE MEDICAL		245.52		
		LIFE INSURANCE		17.52		
		LIFE INSURANCE		17.52		
		FLEX SPENDING		727.72		
		FLEX SPENDING		727.72		
		VISION - DEPENDENT		111.46		
		VISION - DEPENDENT		111.46		
		VISION - EMPLOYEE		73.75		
		VISION - EMPLOYEE		73.75		
		TMRS		TMRS-PAYROLL	3,188.83	
			TMRS-PAYROLL	3,049.44		
			MAY 2023 PREMIUMS	247.50		
		AIR EVAC				
		TX CHILD SUPPORT				
					TOTAL:	26,536.10
		ADMINISTRATIVE	GENERAL FUND	FAIRFIELD 84 INVESTMENTS, LLC	425 W COMMERCE	1,200.00
					425 W COMMERCE	455.00
				VYVE	ECODE ANNUAL MAINT ORDINAN	1,063.36
					CITY HALL PEST CONTROL	65.00
				GENERAL CODE	NEW CITY HALL OUTDOOR LIGH	29.83
				BI-STONE PEST CONTROL	5.2023 25% SALES TAX	72,264.98
				CAPPS TRUE VALUE HARDWARE	WINDOW ENVELOPES	179.00
FAIRFIELD ECONOMIC DEVELOPMENT CORP.	OFFICE SUPPLIES			23.76		
FLATT STATIONERS, INC.	FOLDERS			136.46		
FREESTONE CENTRAL APPRAIS	THIRD QUARTER APPRAISAL FE			8,435.50		
	NEW CITY HALL OUTSIDE LIGH			1,237.50		
J & H ELECTRIC	NEW CITY HALL OUTDOOR LIGH			46.23		
ACE HARDWARE & LUMBER COMPANY	SURETY BOND CITY SECRETARY			350.00		
EAGLE INSURANCE SERVICES	ADMIN AND PUBLIC WORKS CEL			137.61		
AT&T MOBILITY	UNITS 523,504,519 AND 510			730.00		
ABC CLIMATE CONTROL STORAGE	FICA PAYROLL TAX DEPOSIT			260.43		
COMMUNITY NATIONAL BANK & TRUST OF TEX	FICA PAYROLL TAX DEPOSIT			260.43		

DEPARTMENT	FUND	VENDOR NAME	DESCRIPTION	AMOUNT
			MEDICARE TAX DEPOSIT	60.91
			MEDICARE TAX DEPOSIT	60.91
		TML EMPLOYEE BENEFITS POOL	MED DEPENDENT CHILD	105.68
			MED DEPENDENT CHILD	105.68
			DEPENDENT DENTAL	48.51
			DEPENDENT DENTAL	48.51
			DEPENDENT FAMILY MEDICAL	677.84
			DEPENDENT FAMILY MEDICAL	677.84
			HEALTH/LIFE INSURANCE-EMPL	695.21
			HEALTH/LIFE INSURANCE-EMPL	695.21
			EMPLOYEE DENTAL ONLY	32.94
			EMPLOYEE DENTAL ONLY	32.94
			HEALTH/LIFE INSURANCE-EMPL	2.06
			HEALTH/LIFE INSURANCE-EMPL	2.06
			FLEX SPENDING	2.32
			FLEX SPENDING	2.32
		TMRS	TMRS-PAYROLL	343.36
			TMRS-PAYROLL	343.36
		TXU ENERGY	4.2023 USAGE	504.59
			4.2023 USAGE	152.52
			4.2023 USAGE	75.13
			527 E COMMERCE	731.88
		ABC STORAGE	UNITS 150,148 AND 149	186.66
		FREESTONE PUBLISHING	2784 HUCKABEY	90.00
		DATAMAX	PRINTING ADMIN	0.38
		**PAYROLL EXPENSES	5/01/2023 - 5/31/2023	9,317.72
			TOTAL:	101,871.63
AMBULANCE/EMS	GENERAL FUND	FAIRFIELD AMBULANCE SERVICE INC. (EMS)	MAY 2023 PER BUDGET	12,500.00
			TOTAL:	12,500.00
CONFERENCE/CIVIC CENTE	GENERAL FUND	VYVE	CIVIC CENTER	419.96
		BI-STONE PEST CONTROL	GREEN BARN PEST CONTROL	100.00
			TOTAL:	519.96
FIRE DEPARTMENT	GENERAL FUND	KS STATEBANK	2019 SUTPHEN FIRE TRUCK	116,300.23
		ACE HARDWARE & LUMBER COMPANY	PAING FOR FIRE HYDRANTS	65.52
		LYLE OIL CO.	LYLE OIL CO.	4.76
			FVFD FUEL 81	56.96
			FVFD FUEL E 82	48.18
		ATMOS ENERGY	5.2023 KERCHI ST	66.16
		TXU ENERGY	4.2023 USAGE	322.74
			TOTAL:	116,864.55
JUDICIAL	GENERAL FUND	FAIRFIELD MUNICIPAL SECURITY FUND	MAY 2023 SECURTIY FUND	61.80
		FAIRFIELD MUNICIPAL COURT TECH FUND	MAY 2023 TECH FUND	53.62
		COMMUNITY NATIONAL BANK & TRUST OF TEX	FICA PAYROLL TAX DEPOSIT	160.49
			FICA PAYROLL TAX DEPOSIT	160.49
			MEDICARE TAX DEPOSIT	37.53
			MEDICARE TAX DEPOSIT	37.53
		TML EMPLOYEE BENEFITS POOL	HEALTH/LIFE INSURANCE-EMPL	794.52
			HEALTH/LIFE INSURANCE-EMPL	794.52
			EMPLOYEE DENTAL ONLY	37.64
			EMPLOYEE DENTAL ONLY	37.64
			HEALTH/LIFE INSURANCE-EMPL	1.17
			HEALTH/LIFE INSURANCE-EMPL	1.17

DEPARTMENT	FUND	VENDOR NAME	DESCRIPTION	AMOUNT
		TMRS	TMRS-PAYROLL	194.70
			TMRS-PAYROLL	194.70
		**PAYROLL EXPENSES	5/01/2023 - 5/31/2023	5,283.68
			TOTAL:	7,851.20
LIBRARY	GENERAL FUND	FAIRFIELD LIBRARY ASSOCIA	5.2023 PER CONTRACT	1,666.67
			TOTAL:	1,666.67
PARKS & RECREATION	GENERAL FUND	BAYLESS AUTO SUPPLY	GRAVELY MOWER BELT PARKS	73.79
			PARK CHAIN FOR LOCKING	83.88
		SHERRY BRACKENS	RENTAL DEPOSIT RETURN, GB	200.00
		COMPLETE SUPPLY, INC	TP, TRASH BAGS - PARKS, PD	155.92
		CHARLES ESCOBAR	RENTAL DEPOSIT REIMBURSEME	75.00
		CAPPS TRUE VALUE HARDWARE	COUPLING	0.78
			LIGHTS ON SQUARE	3.41
			PARK POND AND GROUNDS	240.48
		DEALERS ELECTRICAL SUPPLY	LIGHTPOLE ON SQUARE	3,158.11
		J & H ELECTRIC	HUTS ELECTRICAL REPAIRS	1,725.00
			PARK ELECTRICAL REPAIRS	1,050.00
		ACE HARDWARE & LUMBER COMPANY	HUTS ELECTRIC REPAIRS	178.27
		GOOD NEIGHBOR CLEANERS	UNIFORM CLEANING	147.09
		LYLE OIL CO.	4.2023 FUEL	813.62
		AT&T MOBILITY	ADMIN AND PUBLIC WORKS CEL	45.87
		COMMUNITY NATIONAL BANK & TRUST OF TEX	FICA PAYROLL TAX DEPOSIT	210.57
			FICA PAYROLL TAX DEPOSIT	196.80
			MEDICARE TAX DEPOSIT	49.25
			MEDICARE TAX DEPOSIT	46.02
		TML EMPLOYEE BENEFITS POOL	HEALTH/LIFE INSURANCE-EMPL	794.52
			HEALTH/LIFE INSURANCE-EMPL	794.52
			EMPLOYEE DENTAL ONLY	37.64
			EMPLOYEE DENTAL ONLY	37.64
			HEALTH/LIFE INSURANCE-EMPL	2.34
			HEALTH/LIFE INSURANCE-EMPL	2.34
		TMRS	TMRS-PAYROLL	250.30
			TMRS-PAYROLL	233.94
		TXU ENERGY	4.2023 USAGE	2,692.00
			4.2023 USAGE	33.74
		RUTHERFORD TREE SERVICE	RV PARK AREA TREES CUT DOW	2,000.00
		O'REILLY AUTO PARTS	GREASE FOR EQUIPMENT	42.97
			TILLER MAINTENANCE	8.68
		**PAYROLL EXPENSES	5/01/2023 - 5/31/2023	6,570.51
			TOTAL:	21,955.00
POLICE DEPARTMENT	GENERAL FUND	VYVE	POLICE DEPARTMENT	2,260.45
			5.2023 POLICE DEPARTMENT	524.95
		COMPLETE SUPPLY, INC	TP, TRASH BAGS - PARKS, PD	87.35
		LENA'S RESORT	BOARDING DOGS FOR 25 DAYS	2,797.43
		BI-STONE PEST CONTROL	PD PEST CONTROL	75.00
		ACE HARDWARE & LUMBER COMPANY	AC FILTER AT PD	26.36
			KEY FOR UNIT 6	3.29
		I-45 SHELL TRUCK STOP	UNIT 9 FUEL	51.47
			UNIT 10 FUEL	104.10
			UNIT 9 FUEL	55.96
			UNIT 11 FUEL	48.98
			UNIT 10 FUEL	72.17
			UNIT 11 FUEL	31.06

DEPARTMENT	FUND	VENDOR NAME	DESCRIPTION	AMOUNT
			UNIT 9 FUEL	83.46
			UNIT 11 FUEL	51.26
			UNIT 10 FUEL	57.95
			UNIT 11 FUEL	40.07
			UNIT 10 FUEL	76.57
			UNIT 11 FUEL	43.72
			UNIT 11 FUEL	38.77
			UNIT 10 FUEL	94.45
			UNIT 9 FUEL	59.33
			UNIT 9 FUEL	42.39
			UNIT 10 FUEL	56.75
			UNIT 11 FUEL	39.69
			UNIT 11 FUEL	38.73
			UNIT 11 FUEL	54.23
		AT&T MOBILITY	PD CELL PHONES	544.00
		COMMUNITY NATIONAL BANK & TRUST OF TEX	FICA PAYROLL TAX DEPOSIT	1,488.53
			FICA PAYROLL TAX DEPOSIT	1,378.35
			MEDICARE TAX DEPOSIT	348.12
			MEDICARE TAX DEPOSIT	322.34
		CANON FINANCIAL SERVICES, INC.	PD COPIER LEASE	93.60
		TML EMPLOYEE BENEFITS POOL	MED DEPENDENT CHILD	634.05
			MED DEPENDENT CHILD	634.05
			DEPENDENT DENTAL	194.04
			DEPENDENT DENTAL	194.04
			DEPENDENT FAMILY MEDICAL	1,084.54
			DEPENDENT FAMILY MEDICAL	1,084.54
			DEPENDENT SPOUSE MEDICAL	572.86
			DEPENDENT SPOUSE MEDICAL	572.86
			HEALTH/LIFE INSURANCE-EMPL	4,767.12
			HEALTH/LIFE INSURANCE-EMPL	4,767.12
			EMPLOYEE DENTAL ONLY	225.84
			EMPLOYEE DENTAL ONLY	225.84
			LIFE INSURANCE	1.17
			LIFE INSURANCE	1.17
			HEALTH/LIFE INSURANCE-EMPL	12.87
			HEALTH/LIFE INSURANCE-EMPL	12.87
			FLEX SPENDING	11.10
			FLEX SPENDING	11.10
		TMRS	TMRS-PAYROLL	1,854.15
			TMRS-PAYROLL	1,721.14
		FAIRFIELD PAINT & BODY	UNIT 9 REPLACE 4 TIRES	101.00
		O'REILLY AUTO PARTS	UNIT 5 BATTERY	141.98
		NELSON PROPANE GAS INC	PROPANE TANK PD	73.61
		FREESTONE FORD	UNIT 6 WATER PUMP	2,890.61
		DATAMAX	PRINT PD	83.36
		**PAYROLL EXPENSES	5/01/2023 - 5/31/2023	49,642.47
			TOTAL:	82,606.38
STREETS AND DRAINAGE	GENERAL FUND	CAPPS TRUE VALUE HARDWARE	CULVERT	3,671.99
			GLOVES	111.86
			DAVIS STREET CULVERT	568.99
			CULVERT	48.72
			DRAINAGE	34.10
		ACE HARDWARE & LUMBER COMPANY	NEW CITY HALL OUTDOOR LIGH	31.56
			CULVERT REPAIR STARDUST LN	181.10
		GOOD NEIGHBOR CLEANERS	UNIFORM CLEANING	147.09

DEPARTMENT	FUND	VENDOR NAME	DESCRIPTION	AMOUNT
		LYLE OIL CO.	4.2023 FUEL	813.62
			BACKHOE TIRE REPAIR	25.00
		PARKER AUTO SUPPLY	RED TRUCK 134-2	13.46
		AT&T MOBILITY	ADMIN AND PUBLIC WORKS CEL	75.87
		COMMUNITY NATIONAL BANK & TRUST OF TEX	FICA PAYROLL TAX DEPOSIT	323.95
			FICA PAYROLL TAX DEPOSIT	326.13
			MEDICARE TAX DEPOSIT	75.77
			MEDICARE TAX DEPOSIT	76.27
		TML EMPLOYEE BENEFITS POOL	DEPENDENT DENTAL	27.72
			DEPENDENT DENTAL	27.72
			DEPENDENT FAMILY MEDICAL	542.27
			DEPENDENT FAMILY MEDICAL	542.27
			HEALTH/LIFE INSURANCE-EMPL	1,589.04
			HEALTH/LIFE INSURANCE-EMPL	1,589.04
			EMPLOYEE DENTAL ONLY	75.28
			EMPLOYEE DENTAL ONLY	75.28
			HEALTH/LIFE INSURANCE-EMPL	4.68
			HEALTH/LIFE INSURANCE-EMPL	4.68
		TMRS	TMRS-PAYROLL	403.09
			TMRS-PAYROLL	405.68
		TXU ENERGY	4.2023 USAGE	2,496.74
		ASCO	PLUG	35.15
		O'REILLY AUTO PARTS	134-2 AIR FILTER	23.75
		**PAYROLL EXPENSES	5/01/2023 - 5/31/2023	10,973.77
			TOTAL:	25,341.64
COMMUNITY DEVELOPMENT	GENERAL FUND	PYRO SHOWS OF TEXAS	INDEPENDENCE 2023	8,000.00
			TOTAL:	8,000.00
FEDC	GENERAL FUND	COMMUNITY NATIONAL BANK & TRUST OF TEX	FICA PAYROLL TAX DEPOSIT	231.14
			FICA PAYROLL TAX DEPOSIT	231.14
			MEDICARE TAX DEPOSIT	54.06
			MEDICARE TAX DEPOSIT	54.06
		TML EMPLOYEE BENEFITS POOL	DEPENDENT DENTAL	27.72
			DEPENDENT DENTAL	27.72
			DEPENDENT FAMILY MEDICAL	542.27
			DEPENDENT FAMILY MEDICAL	542.27
			HEALTH/LIFE INSURANCE-EMPL	794.52
			HEALTH/LIFE INSURANCE-EMPL	794.52
			EMPLOYEE DENTAL ONLY	37.64
			EMPLOYEE DENTAL ONLY	37.64
			HEALTH/LIFE INSURANCE-EMPL	2.34
			HEALTH/LIFE INSURANCE-EMPL	2.34
			FLEX SPENDING	3.70
			FLEX SPENDING	3.70
		TMRS	TMRS-PAYROLL	311.80
			TMRS-PAYROLL	311.80
		**PAYROLL EXPENSES	5/01/2023 - 5/31/2023	8,461.18
			TOTAL:	12,471.56
NON-DEPARTMENTAL	ENTERPRISE	AFLAC	OTHER INSURANCE	32.96
			OTHER INSURANCE	32.96
			OTHER INSURANCE	32.40
			OTHER INSURANCE	32.40
		TX CHILD SUPPORT SDU		

DEPARTMENT	FUND	VENDOR NAME	DESCRIPTION	AMOUNT
		COMMUNITY NATIONAL BANK & TRUST OF TEX	FED WITHHOLDING TAX DEPOSIT	894.93
			FED WITHHOLDING TAX DEPOSIT	888.84
			FICA PAYROLL TAX DEPOSIT	908.77
			FICA PAYROLL TAX DEPOSIT	896.23
			MEDICARE TAX DEPOSIT	212.53
			MEDICARE TAX DEPOSIT	209.60
		TML EMPLOYEE BENEFITS POOL	MED DEPENDENT CHILD	135.87
			MED DEPENDENT CHILD	135.87
			DEPENDENT DENTAL	23.76
			DEPENDENT DENTAL	23.76
			DEPENDENT FAMILY MEDICAL	348.60
			DEPENDENT FAMILY MEDICAL	348.60
			DEPENDENT LIFE	0.80
			DEPENDENT LIFE	0.80
			LIFE INSURANCE	9.19
			LIFE INSURANCE	9.19
			FLEX SPENDING	197.92
			FLEX SPENDING	197.92
			VISION - DEPENDENT	12.75
			VISION - DEPENDENT	12.75
			VISION - EMPLOYEE	23.75
			VISION - EMPLOYEE	23.75
		TMRS	TMRS-PAYROLL	1,051.11
			TMRS-PAYROLL	1,036.96
			TOTAL:	7,982.35
SANITATION	ENTERPRISE	COMMUNITY NATIONAL BANK & TRUST OF TEX	FICA PAYROLL TAX DEPOSIT	73.74
			FICA PAYROLL TAX DEPOSIT	69.35
			MEDICARE TAX DEPOSIT	17.24
			MEDICARE TAX DEPOSIT	16.21
		TML EMPLOYEE BENEFITS POOL	HEALTH/LIFE INSURANCE-EMPL	198.63
			HEALTH/LIFE INSURANCE-EMPL	198.63
			EMPLOYEE DENTAL ONLY	9.41
			EMPLOYEE DENTAL ONLY	9.41
			HEALTH/LIFE INSURANCE-EMPL	0.59
			HEALTH/LIFE INSURANCE-EMPL	0.59
		TMRS	TMRS-PAYROLL	58.87
			TMRS-PAYROLL	53.64
		**PAYROLL EXPENSES	5/01/2023 - 5/31/2023	2,307.89
			TOTAL:	3,014.20
WATER OPERATIONS	ENTERPRISE	BAYLESS AUTO SUPPLY	TORO MOWER BLADES	59.97
		VYVE	5.2023 CITY BARN	104.99
			WATSON WELL	104.99
		MADNESS TIRE AND RIM	MOWER PLUG	7.50
		BROOKSHIRE BROS. #10	WATER	39.90
		CAPPS TRUE VALUE HARDWARE	FISD BULK METER PARTS	89.93
			CLARK WELL	53.99
			FISD BULK METER PARTS	14.67
			329 STEWARD LEAK REPAIR	5.20
			FISD BULK METER PARTS	38.47
			BATTERIES STOCK	77.86
		ACE HARDWARE & LUMBER COMPANY	WATSON PUMP HOUSE	69.99
			SMALL TOOLS	215.94
		GOOD NEIGHBOR CLEANERS	UNIFORM CLEANING	147.11
		LONESTAR MAINTENANCE & SE	FF CLZ	1,784.46

DEPARTMENT	FUND	VENDOR NAME	DESCRIPTION	AMOUNT
			CLZ BOTTLE RENT	105.00
		LYLE OIL CO.	4.2023 FUEL	813.62
			4.2023 FUEL	813.62
		AT&T MOBILITY	ADMIN AND PUBLIC WORKS CEL	94.74
		COMMUNITY NATIONAL BANK & TRUST OF TEX	FICA PAYROLL TAX DEPOSIT	396.51
			FICA PAYROLL TAX DEPOSIT	386.47
			MEDICARE TAX DEPOSIT	92.72
			MEDICARE TAX DEPOSIT	90.37
		RED HAT RENTALS	WATER LEAK MOCKINGBIRD LN	101.01
			WATER LEAK DEJAY/RONNIE AL	483.45
		TML EMPLOYEE BENEFITS POOL	MED DEPENDENT CHILD	211.35
			MED DEPENDENT CHILD	211.35
			DEPENDENT DENTAL	45.05
			DEPENDENT DENTAL	45.05
			DEPENDENT FAMILY MEDICAL	677.84
			DEPENDENT FAMILY MEDICAL	677.84
			DEPENDENT SPOUSE MEDICAL	107.41
			DEPENDENT SPOUSE MEDICAL	107.41
			HEALTH/LIFE INSURANCE-EMPL	1,638.69
			HEALTH/LIFE INSURANCE-EMPL	1,638.69
			EMPLOYEE DENTAL ONLY	77.63
			EMPLOYEE DENTAL ONLY	77.63
			HEALTH/LIFE INSURANCE-EMPL	4.82
			HEALTH/LIFE INSURANCE-EMPL	4.81
			FLEX SPENDING	2.07
			FLEX SPENDING	2.07
		ATMOS ENERGY	300 LOVE STREET	198.83
		TMRS	TMRS-PAYROLL	508.68
			TMRS-PAYROLL	496.73
		TXU ENERGY	4.2023 USAGE	5,350.10
		CLARKE MOSQUITO CONTROL PRODUCTS	MOSQUITO SPRAY	2,252.40
		O'REILLY AUTO PARTS	TRUCK 141 FILTER	23.75
		**PAYROLL EXPENSES	5/01/2023 - 5/31/2023	13,641.72
			TOTAL:	34,194.40
WASTEWATER OPERATIONS	ENTERPRISE	BAYLESS AUTO SUPPLY	#140 BELT	28.61
			#140 BATTERY	161.99
			#140 BATTERY CORE DEPOSIT	19.00-
			MIMS CREEK MOWERS	39.94
		TEXAS WATER UTILITIES, L.P.	MIMS CREEK WATER	2,288.86
		CAPPS TRUE VALUE HARDWARE	BATTERIES	31.85
		EAGLE LABS, INC	POLYMER	3,841.00
		FAIRFIELD FARM & RANCH	6" TAP FOR HOOVER	19.50
			135 MOCKINGBIRD	6.50
		J & H ELECTRIC	TDCJ & MIMS REPAIRS	450.00
		ACE HARDWARE & LUMBER COMPANY	MIMS CREEK	46.71
		JOHNSON LAB & SUPPLY	STOCK	281.52
			MIMS GRANULAR CHLORINE	3,176.00
		MID-AMERICAN RESEARCH CHE	ENZYMES	1,694.58
			ANT POISON	802.50
		GOOD NEIGHBOR CLEANERS	UNIFORM CLEANING	147.09
		CLEARWATER ASSOCIATES LLC	ENZYMES	3,225.44
		LYLE OIL CO.	SMALL TRAILER TIRE PATCH	15.00
			JET MACHINE TIRE PATCH	25.00
		PARKER AUTO SUPPLY	#140	19.74
		AT&T MOBILITY	ADMIN AND PUBLIC WORKS CEL	132.38

DEPARTMENT	FUND	VENDOR NAME	DESCRIPTION	AMOUNT
		COMMUNITY NATIONAL BANK & TRUST OF TEX	FICA PAYROLL TAX DEPOSIT	438.51
			FICA PAYROLL TAX DEPOSIT	440.40
			MEDICARE TAX DEPOSIT	102.55
			MEDICARE TAX DEPOSIT	103.00
		RED HAT RENTALS	HOOVER SEWER TAP	81.57
		TML EMPLOYEE BENEFITS POOL	MED DEPENDENT CHILD	105.67
			MED DEPENDENT CHILD	105.67
			DEPENDENT DENTAL	31.19
			DEPENDENT DENTAL	31.19
			DEPENDENT FAMILY MEDICAL	135.57
			DEPENDENT FAMILY MEDICAL	135.57
			DEPENDENT SPOUSE MEDICAL	107.41
			DEPENDENT SPOUSE MEDICAL	107.41
			HEALTH/LIFE INSURANCE-EMPL	1,638.70
			HEALTH/LIFE INSURANCE-EMPL	1,638.70
			EMPLOYEE DENTAL ONLY	77.64
			EMPLOYEE DENTAL ONLY	77.64
			HEALTH/LIFE INSURANCE-EMPL	4.82
			HEALTH/LIFE INSURANCE-EMPL	4.83
			FLEX SPENDING	2.08
			FLEX SPENDING	2.08
		TMRS	TMRS-PAYROLL	539.14
			TMRS-PAYROLL	541.41
		TXU ENERGY	4.2023 USAGE	6,475.59
			4.2023 USAGE	33.61
			4.2023 USAGE	273.81
			4.2023 USAGE	10.71
			4.2023 USAGE	1,639.65
			4.2023 USAGE	106.14
			4.2023 USAGE	35.39
			4.2023 USAGE	100.31
		WHOLESALE ELECTRIC SUPPLY	MIMS CREEK	303.80
		M. A. P. SERVICES	140 REPAIR	107.33
		O'REILLY AUTO PARTS	133 WIPER BLADES	40.78
		**PAYROLL EXPENSES	5/01/2023 - 5/31/2023	14,661.39
			TOTAL:	46,656.47
NON-DEPARTMENTAL	TDCJ	AFLAC	OTHER INSURANCE	14.10
			OTHER INSURANCE	14.10
		COMMUNITY NATIONAL BANK & TRUST OF TEX	FED WITHHOLDING TAX DEPOSIT	389.91
			FED WITHHOLDING TAX DEPOSIT	389.91
			FICA PAYROLL TAX DEPOSIT	310.95
			FICA PAYROLL TAX DEPOSIT	310.95
			MEDICARE TAX DEPOSIT	72.72
			MEDICARE TAX DEPOSIT	72.72
		TML EMPLOYEE BENEFITS POOL	DEPENDENT DENTAL	2.97
			DEPENDENT DENTAL	2.97
			DEPENDENT FAMILY MEDICAL	58.10
			DEPENDENT FAMILY MEDICAL	58.10
			LIFE INSURANCE	3.07
			LIFE INSURANCE	3.07
			FLEX SPENDING	55.22
			FLEX SPENDING	55.22
			VISION - DEPENDENT	3.19
			VISION - DEPENDENT	3.19
			VISION - EMPLOYEE	7.50

DEPARTMENT	FUND	VENDOR NAME	DESCRIPTION	AMOUNT
		TMRS	VISION - EMPLOYEE	7.50
			TMRS-PAYROLL	360.41
			TMRS-PAYROLL	360.41
			TOTAL:	2,556.28
OPERATIONS & MAINTENAN	TDCJ	BAYLESS AUTO SUPPLY	TDCJ MOWER	18.54
		MADNESS TIRE AND RIM	138 TIRE PATCH	20.00
		J & H ELECTRIC	TDCJ & MIMS REPAIRS	262.50
		ACE HARDWARE & LUMBER COMPANY	TDCJ SHOP SUPPLIES	191.51
		GOOD NEIGHBOR CLEANERS	UNIFORM CLEANING	147.09
		LONESTAR MAINTENANCE & SE	TDCJ CLZ	2,081.87
			TDCJ CLZ BOTTLE RENT	112.00
		LYLE OIL CO.	4.2023 FUEL	813.64
		AT&T MOBILITY	ADMIN AND PUBLIC WORKS CEL	52.04
		COMMUNITY NATIONAL BANK & TRUST OF TEX	FICA PAYROLL TAX DEPOSIT	310.94
			FICA PAYROLL TAX DEPOSIT	310.94
			MEDICARE TAX DEPOSIT	72.72
			MEDICARE TAX DEPOSIT	72.72
		TML EMPLOYEE BENEFITS POOL	DEPENDENT DENTAL	13.85
			DEPENDENT DENTAL	13.85
			DEPENDENT FAMILY MEDICAL	135.56
			DEPENDENT FAMILY MEDICAL	135.56
			DEPENDENT SPOUSE MEDICAL	71.61
			DEPENDENT SPOUSE MEDICAL	71.61
			HEALTH/LIFE INSURANCE-EMPL	993.15
			HEALTH/LIFE INSURANCE-EMPL	993.15
			EMPLOYEE DENTAL ONLY	47.04
			EMPLOYEE DENTAL ONLY	47.04
			HEALTH/LIFE INSURANCE-EMPL	2.92
			HEALTH/LIFE INSURANCE-EMPL	2.92
			FLEX SPENDING	0.93
			FLEX SPENDING	0.93
		TMRS	TMRS-PAYROLL	379.45
			TMRS-PAYROLL	379.45
		TXU ENERGY	4.2023 USAGE	4,249.20
		WHOLESALE ELECTRIC SUPPLY	WATER WELLS	19.98
		USABLUEBOOK	TDCJ CHEMICALS	699.99
		**PAYROLL EXPENSES	5/01/2023 - 5/31/2023	10,297.41
			TOTAL:	23,022.11
NON-DEPARTMENTAL	HOTEL/MOTEL FUND	COMMUNITY NATIONAL BANK & TRUST OF TEX	FED WITHHOLDING TAX DEPOSI	88.69
			FED WITHHOLDING TAX DEPOSI	88.69
			FICA PAYROLL TAX DEPOSIT	96.62
			FICA PAYROLL TAX DEPOSIT	96.62
			MEDICARE TAX DEPOSIT	22.60
			MEDICARE TAX DEPOSIT	22.60
		TML EMPLOYEE BENEFITS POOL	VISION - EMPLOYEE	5.00
			VISION - EMPLOYEE	5.00
		TMRS	TMRS-PAYROLL	109.09
			TMRS-PAYROLL	109.09
			TOTAL:	644.00
HOTEL/MOTEL FUND	HOTEL/MOTEL FUND	SPOT N STEEL	BLEACHER FOR RODEO ARENA	4,875.00
			BLEACHER FOR RODEO ARENA	1,625.00
		FAIRFIELD CHAMBER OF COMMERCE	4.2023 PER CONTRACT	5,000.00
			5.2023 PER CONTRACT	5,000.00

DEPARTMENT	FUND	VENDOR NAME	DESCRIPTION	AMOUNT
		FLATT STATIONERS, INC.	BROCHURE BOOKLETS	3,243.00
		FREESTONE CTY HISTORICAL MUSEUM	5.2023 PER BUDGET	1,250.00
		COMMUNITY NATIONAL BANK & TRUST OF TEX	FICA PAYROLL TAX DEPOSIT	96.62
			FICA PAYROLL TAX DEPOSIT	96.62
			MEDICARE TAX DEPOSIT	22.60
			MEDICARE TAX DEPOSIT	22.60
		TML EMPLOYEE BENEFITS POOL	HEALTH/LIFE INSURANCE-EMPL	397.26
			HEALTH/LIFE INSURANCE-EMPL	397.26
			EMPLOYEE DENTAL ONLY	18.82
			EMPLOYEE DENTAL ONLY	18.82
			HEALTH/LIFE INSURANCE-EMPL	1.17
			HEALTH/LIFE INSURANCE-EMPL	1.17
		TMRS	TMRS-PAYROLL	114.85
			TMRS-PAYROLL	114.85
		**PAYROLL EXPENSES	5/01/2023 - 5/31/2023	3,166.80
			TOTAL:	25,462.44
NON-DEPARTMENTAL	WESTWOOD WATER	COMMUNITY NATIONAL BANK & TRUST OF TEX	FED WITHHOLDING TAX DEPOSIT	103.54
			FED WITHHOLDING TAX DEPOSIT	103.54
			FICA PAYROLL TAX DEPOSIT	106.02
			FICA PAYROLL TAX DEPOSIT	106.02
			MEDICARE TAX DEPOSIT	24.80
			MEDICARE TAX DEPOSIT	24.80
		TML EMPLOYEE BENEFITS POOL	DEPENDENT DENTAL	11.88
			DEPENDENT DENTAL	11.88
			DEPENDENT FAMILY MEDICAL	232.40
			DEPENDENT FAMILY MEDICAL	232.40
			LIFE INSURANCE	2.41
			LIFE INSURANCE	2.41
			VISION - DEPENDENT	12.74
			VISION - DEPENDENT	12.74
			VISION - EMPLOYEE	5.00
			VISION - EMPLOYEE	5.00
		TMRS	TMRS-PAYROLL	136.97
			TMRS-PAYROLL	136.97
			TOTAL:	1,271.52
WATER OPERATIONS	WESTWOOD WATER	CAPPS TRUE VALUE HARDWARE	HENRY BROWN WELL	33.46
			HENRY BROWN WELL	115.38
			HENRY BROWN WELL REPAIR	68.67
			HENRY BROWN WELL REPAIR	68.67
			HENRY BROWN RD WELL	32.58
			SCREWS	10.59
			HENRY BROWN WELL REPAIR	151.89
		J & H ELECTRIC	REPAIR HENRYBROWN WELL	375.00
			HENRY BROWN RD REPAIR	3,525.00
		ACE HARDWARE & LUMBER COMPANY	HENRY BROWN WELL	26.36
			HENRY BROWN RD WELL 2	119.59
		LONESTAR MAINTENANCE & SE	WW CLZ	320.41
			WW CLZ BOTTLE RENT	28.00
		COMMUNITY NATIONAL BANK & TRUST OF TEX	FICA PAYROLL TAX DEPOSIT	106.02
			FICA PAYROLL TAX DEPOSIT	106.02
			MEDICARE TAX DEPOSIT	24.80
			MEDICARE TAX DEPOSIT	24.80
		RED HAT RENTALS	CR 1211 WATER TAP	301.44
		TML EMPLOYEE BENEFITS POOL	DEPENDENT DENTAL	27.72

DEPARTMENT	FUND	VENDOR NAME	DESCRIPTION	AMOUNT
			DEPENDENT DENTAL	27.72
			DEPENDENT FAMILY MEDICAL	542.27
			DEPENDENT FAMILY MEDICAL	542.27
			HEALTH/LIFE INSURANCE-EMPL	397.26
			HEALTH/LIFE INSURANCE-EMPL	397.26
			EMPLOYEE DENTAL ONLY	18.82
			EMPLOYEE DENTAL ONLY	18.82
			HEALTH/LIFE INSURANCE-EMPL	1.17
			HEALTH/LIFE INSURANCE-EMPL	1.17
		TMRS	TMRS-PAYROLL	144.21
			TMRS-PAYROLL	144.21
		TXU ENERGY	4.2023 USAGE	13.95
		WHOLESALE ELECTRIC SUPPLY	STOCK	891.38
			HENRY BROWN RD REPAIR	1,126.15
		NAVARRO COUNTY ELECTRIC COOPERATIVE, I	WW ELECTRICITY	1,051.75
		**PAYROLL EXPENSES	5/01/2023 - 5/31/2023	3,913.52
			TOTAL:	14,698.33
CAPITAL PROJECTS	CAPITAL IMPROVEMEN	MCLEOD CONSTRUCTION	COMPLETION OF ELECTRICAL C	7,500.00
			27 DAYS PART LAB FIRST DRA	39,600.00
			PAINT WALLS, LABOR AND MAT	6,000.00
			PAINT DRAW FOR WALS AND ST	5,500.00
		NATIONAL BUSINESS FURNITURE, LLC	CITY HALL AUDIENCE SEATING	2,990.00
			CID DESKS FOR NEW CITY HAL	1,777.00
		ALFORD'S CUSTOM CABINETS	COUNCIL DIAS AND COURT UTI	6,776.00
		CLASSIC GLASS	SKYLIGHT MATERIAL COMPLETI	6,682.46
		BI-STONE BUILDING SUPPLY	LUMBER	771.18
			LUMBER	106.76
			4X8 AND OSB BOARD	202.14
			CARPET SQUARES CITY HALL	5,035.91
		CALL 4 COMPUTERS	SERVER RACK DROPS	4,005.00
			TOTAL:	86,946.45
===== FUND TOTALS =====				
01	GENERAL FUND			418,184.69
02	ENTERPRISE			91,847.42
06	TDCJ			25,578.39
07	HOTEL/MOTEL FUND			26,106.44
23	WESTWOOD WATER			15,969.85
25	CAPITAL IMPROVEMENT FUND			86,946.45
GRAND TOTAL:				664,633.24

SELECTION CRITERIA

SELECTION OPTIONS

VENDOR SET: 01-CITY OF FAIRFIELD
VENDOR: All
CLASSIFICATION: All
BANK CODE: All
ITEM DATE: 0/00/0000 THRU 99/99/9999
ITEM AMOUNT: 99,999,999.00CR THRU 99,999,999.00
GL POST DATE: 5/01/2023 THRU 5/31/2023
CHECK DATE: 0/00/0000 THRU 99/99/9999

PAYROLL SELECTION

PAYROLL EXPENSES: YES
EXPENSE TYPE: GROSS
CHECK DATE: 5/01/2023 THRU 5/31/2023

PRINT OPTIONS

PRINT DATE: None
SEQUENCE: By Department
DESCRIPTION: Distribution
GL ACCTS: NO
REPORT TITLE: COUNCIL REPORT 5/2023
SIGNATURE LINES: 0

PACKET OPTIONS

INCLUDE REFUNDS: YES
INCLUDE OPEN ITEM:NO

DIRECTORS REPORT

June 1, 2023

Water and Wastewater Department:

1. City Wells in production are operating properly. Averaged 476 thousand gallons per day for the month of May. The water wells have produced 14.7 million gallons for the month of May.
2. Water Dept: A Monthly Report is attached for Mayor and Council review.
3. Water Dept: The City and Westwood meters were read on May 17. All went well.
4. The City had 57 customers turned off this cycle. 9 customers are still off
5. City Employees had a total of 77 Work Orders for the month of May. The city had 23 work orders that have not been completed or processed. A Service Order Report is attached.
6. Mims Creek WWTP: The WWTP is operating properly. A Monthly Report is attached.
7. TDCJ Boyd Unit WWTP/ WTP: A complete TDCJ Monthly Report is attached.

**Department Head
Report
Cont.**

Westwood Water Plants:

1. Westwood Wells in production are operating properly. Averaged 85 thousand gallons for the month of May. Westwood Wells have produced 2.6 million gallons for the month of May.
2. The City turned off 16 6customers in Westwood. 1 customer remains off.
3. The City Employees had a total of 5 Work Orders for the month of May. All have been completed and processed. A Service Order Report is attached.

Street and Construction Department:

1. Street Dept.: A complete report is attached.
2. Fuel Report- City's Fuel Pump is out of order. A Report is not available at this time.


Parks Department:

1. Park Dept.: A complete Parks Dept. Monthly Report is attached.

Code Compliance Department:

1. Code Dept.: A Monthly Report is attached.

Respectfully Submitted,


Clyde Woods
Director of Public Works

**CITY OF FAIRFIELD - WATER SYSTEM
MAY 2023 DAILY LOG**

Date	Clark #5 Gal / Day Pumped	Park #6 Gal / Day Pumped	Watson #3 Gal / Day Pumped	Ivy #8 Gal / Day Pumped	Total Gallons Pumped	Total Combined Capacity @100% Duty	Total Combined Capacity @75% Duty	Total Combined Capacity @50% Duty	Percent of Daily Capacity Actually Pumped @100% Duty	Percent of Daily Capacity Actually Pumped @75% Duty	Percent of Daily Capacity Actually Pumped @50% Duty	INITIALS	TIME	CHLORINE RESIDUAL WATSON	CHLORINE RESIDUAL LOVE	CHLORINE RESIDUAL DISTRIBUTION
1	98	0	87	160	345,000	2,368,800	1,776,600	1,184,400	14.56%	19.42%	29.13%	MR	0800	1.13	1.00	1.73
2	116	160	138	162	576,000	2,368,800	1,776,600	1,184,400	24.32%	32.42%	48.63%	KL	0955	0.65	1.28	1.57
3	125	635	137	181	1,078,000	2,368,800	1,776,600	1,184,400	45.51%	60.68%	91.02%	KL	0733	0.50	1.35	1.24
4	129	33	116	171	449,000	2,368,800	1,776,600	1,184,400	18.95%	25.27%	37.91%	KL	0725	0.40	1.27	0.74
5	121	0	113	205	439,000	2,368,800	1,776,600	1,184,400	18.53%	24.71%	37.07%	KL	0800	0.38	1.40	1.59
6	124	213	144	101	582,000	2,368,800	1,776,600	1,184,400	24.57%	32.76%	49.14%	MR	0950	0.43	1.35	1.31
7	92	128	165	76	461,000	2,368,800	1,776,600	1,184,400	19.46%	25.95%	38.92%	KL	0830	0.21	0.57	1.28
8	107	24	87	71	289,000	2,368,800	1,776,600	1,184,400	12.20%	16.27%	24.40%	RF	0745	0.31	1.29	1.19
9	128	68	134	109	439,000	2,368,800	1,776,600	1,184,400	18.53%	24.71%	37.07%	DD	0745	0.35	1.45	1.27
10	200	47	156	46	478,000	2,368,800	1,776,600	1,184,400	18.95%	25.27%	37.91%	DD	0745	0.38	1.33	1.18
11	189	39	248	0	449,000	2,368,800	1,776,600	1,184,400	20.09%	26.79%	40.19%	DD	0705	0.88	1.36	1.52
12	200	0	198	50	446,000	2,368,800	1,776,600	1,184,400	18.83%	25.10%	37.66%	DD	0820	0.38	1.21	1.42
13	205	0	301	0	506,000	2,368,800	1,776,600	1,184,400	21.36%	28.48%	42.72%	DD	0930	0.42	0.21	1.20
14	246	56	267	0	569,000	2,368,800	1,776,600	1,184,400	24.02%	32.03%	48.04%	DD	0945	0.45	0.53	1.20
15	184	0	242	59	485,000	2,368,800	1,776,600	1,184,400	20.47%	27.30%	40.95%	MR	0810	0.34	1.32	1.11
16	251	43	172	0	468,000	2,368,800	1,776,600	1,184,400	19.67%	26.23%	39.34%	MR	0815	0.36	1.10	1.18
17	145	0	296	0	441,000	2,368,800	1,776,600	1,184,400	18.62%	24.82%	37.23%	KL	0803	0.69	0.24	1.09
18	192	0	209	40	441,000	2,368,800	1,776,600	1,184,400	18.62%	24.82%	37.23%	KL	0725	0.50	0.68	1.39
19	269	46	170	0	465,000	2,368,800	1,776,600	1,184,400	20.47%	27.30%	40.95%	KL	0758	0.35	1.07	1.15
20	0	0	515	37	552,000	2,368,800	1,776,600	1,184,400	23.30%	31.07%	46.61%	MR	1030	0.26	0.23	1.23
21	0	0	369	0	369,000	2,368,800	1,776,600	1,184,400	15.59%	20.77%	31.16%	MR	1000	0.23	0.23	1.09
22	0	41	387	0	428,000	2,368,800	1,776,600	1,184,400	18.07%	24.09%	36.14%	DD	0736	0.24	0.37	0.35
23	0	45	437	4	486,000	2,368,800	1,776,600	1,184,400	20.52%	27.36%	41.03%	RF	0740	0.26	0.54	0.39
24	122	0	249	38	409,000	2,368,800	1,776,600	1,184,400	17.27%	23.02%	34.53%	DD	0810	0.27	2.09	0.72
25	187	53	242	0	482,000	2,368,800	1,776,600	1,184,400	20.35%	27.13%	40.70%	DD	0716	0.25	0.87	0.43
26	141	0	254	0	395,000	2,368,800	1,776,600	1,184,400	16.68%	22.23%	33.35%	DD	0719	0.33	1.21	0.87
27	244	0	174	45	463,000	2,368,800	1,776,600	1,184,400	19.55%	26.06%	39.09%	DD	0720	0.37	1.10	0.72
28	138	35	334	0	507,000	2,368,800	1,776,600	1,184,400	21.40%	28.54%	42.81%	DD	1100	0.30	0.28	0.84
29	238	3	238	0	479,000	2,368,800	1,776,600	1,184,400	20.22%	26.96%	40.44%	KL	1005	0.72	1.29	0.97
30	171	0	142	36	349,000	2,368,800	1,776,600	1,184,400	14.73%	19.64%	29.47%	KL	0758	0.40	0.25	1.02
31	160	0	278	0	438,000	2,368,800	1,776,600	1,184,400	18.49%	24.65%	36.98%	MR	0750	0.74	1.06	0.97
Sum	4,522	1,669	6,997	1,591	14,779,000	73,432,800	55,074,600	36,716,400	N/A	N/A	N/A					
Average	146	54	226	51	476,742	N/A	N/A	N/A	20.13%	26.83%	40.25%					

Average (3) Highs
Average (3) Lows

MAX DAY
1,078,000

MONTHLY OPERATING REPORT

FOR GROUNDWATER TREATMENT PLANTS THAT ARE REQUIRED TO PROVIDE 4-LOG VIRAL INACTIVATION

WATER SYSTEM NAME: CITY OF FAIRFIELD **PWS ID No.:** 0810001
PLANT NAME OR NUMBER: _____ **Month:** May
Minimum Specified Residual: 0.2 mg/L **Year:** 2022

		WATER PRODUCTION				
	Total Daily Production (G/D)	Measured Residual	Hours (decimal)	Flow Rate (gpm)	pH	Temp (°C)
1	345,000	1.73				
2	576,000	1.57				
3	1,078,000	1.24				
4	449,000	0.74				
5	439,000	1.59				
6	582,000	1.31				
7	461,000	1.28				
8	289,000	1.19				
9	439,000	1.27				
10	449,000	1.18				
11	476,000	1.52				
12	446,000	1.42				
13	506,000	1.20				
14	569,000	1.20				
15	485,000	1.11				
16	466,000	1.18				
17	441,000	1.09				
18	441,000	1.39				
19	485,000	1.15				
20	552,000	1.23				
21	369,000	1.09				
22	428,000	0.35				
23	486,000	0.39				
24	409,000	0.72				
25	482,000	0.43				
26	395,000	0.87				
27	463,000	0.72				
28	507,000	0.84				
29	479,000	0.97				
30	349,000	1.02				
31	438,000	0.97				
TOTAL	14,779,000					
AVG		1.10				
MIN		0.35				
MAX		1.73				
Any additional information you wish to provide:		Information is not reported in MGD. It is reported as Actual gallons per day				
I certify that I am familiar with the information contained in this report and						
Operator's						
Signature					Date:	
Certificate No. and Class:		WO0028141 Class A				
TCEQ - ??? (0?-??-09)		MSRMOR				

MAY MONTHLY REPORT 2023

- Water rounds for Fairfield and Westwood
- Lift station rounds
- All wells and water plants running good
- All lift stations running good
- Routine calls
 - Prepare for water inspection
 - Mow and weed eat fence rows
 - Clean up fence rows
 - Add screens to wells
 - Clean pump houses and chlorine rooms
- May 4th City of Fairfield water inspection
- May 5th Park well back in service
- May 23rd at Hill barn
- Work orders
 - **#025394** – 125 N Steward – Get read and leave on. Read from Beacon – **76830.49. BK**
 - **#025433** – 708 Watson – Mark water and sewer lines. **BT**
 - **#025434** – 127 FM 27 W – Mark water and sewer lines. **BT**
 - **#025437** – 108 Sunset – Get read and leave on. Read – **183003.13. DD**
 - **#025428** – 753 Stardust – Sink hole in front yard. Sewer lateral line came loose. Replaced line to main.
JJ BT RF DD KL MR RM
 - **#025441** – 103 CR 1265 – Get read and leave on. Read – **139774.68. DD KL**
 - **#025442** – 423 Travis – Turn service on. Read – **367801.89. DD KL**
 - **#025444** – 183 CR 237 17 – Check for leak. Leak on our side, changed gasket. **DD KL**
 - **#025445** – 336 Bond – Check pressure. Unable to check at address due to broken faucet. Checked houses on both sides, **55 psi** and **57psi**. Talked to resident. **MR**
 - **#025447** – 104 Forest – Final billing. Read – **0. MR**
 - **#025448** – 583 Tallyho – Mark water and sewer lines. **MR**
 - **#025451** – 655 N Bateman – Pull meter. Read – **0. DD RF**

MAY MONTHLY REPORT 2023

- **#025452** – 657 N Bateman – Pull meter. Read – **17579.62. DD RF**
- **#025455** – 333 Renee – Final billing. Read – **210994.16. RF**
- **#025457** – 381 Huckaby – Mark meter box. **RF**
- **#025456** – 504 Lovers – Get read and leave on. Read from Beacon – **214902.45. JJ**
- **#025453** – 696 N Bateman – Spray for bees in meter box. **RF DD MR KL**
- **#025407** – 425 Moody – Mark water and sewer lines. **RF DD**
- **#025460** – 538 Lover – Swap meter for smart meter **RF DD**
Old Meter # - **556 17 966** Read – **4854**
New Meter # - **221 430 891** EP # - **131 145 557** Read – **0**
- **#025329** – 329 Steward – Check for leak. Leak at gasket on customer side. Repaired. **RF DD**
- **#025443** – 619 Dejay – Mow alleyway. **RF DD**
- **#025462** – 403 Meadowbrook – Get read and leave on. Read from Beacon – **282597.62. JJ**
- **#025466** – 554 E Reunion – Turn and get read. Read – **97305.35. MR KL**
- **#025467** – 314 James – Sewer stoppage. Cleared at the main. **DD RF**
- **#025473** – 225 W Reunion – Sewer stoppage. Unstopped line. **DD MR**
- **#025468** – 753 Stardust – Add dirt from previous sinkhole from leak. **WT DD**
- **#025479** – 140 CR 1201 – Check for leak. No leak found or detected on meter. **KL MR**
- **#025481** – 823 S Fairway – Check to see what line was hit by FedEx driver. Oncor was onsite. **JJ**
- **#025334** – 221 Laurel – Check leak. Cut-off on our side replaced. **WT DD RF KL MR**
- **#025484** – 587 E Commerce – Low hanging line over driveway. Identify. Phone. **JJ**
- **#025485** – 333 Renee – Turn on and get read. Read – **211144.96. KL MR**
- **#025486** – 385 S Fairway – Sewer stoppage. Stopped up on customer side. Unstopped. **DD WT**
- **#025489** – 339 Wood – Get read and leave on. Read from Beacon – **7028.24. BK**
- **#025494** – 305 N Mount – Turn off for repairs. **WT**
- **#025493** – 141 Virginia – Set irrigation meter. **RF DD**
Meter # - **221 430 924** EP # - **131 149 757** Read – **0**
- **#025508** – 236 Oak – Turn on and get read. Read – **177943.00. KL MR**
- **#025507** – 200 N Keechi – Turn on and get read. Read – **220364.81. DD RF**
- **#025500** – 304 Ike – Get read and leave on. Read – **5048. MR KL**

MAY MONTHLY REPORT 2023

- **#025506** – 236 Oak – Final billing. Read – **177941.36**. **MR**
- **#025286** – 404 Troy – Check for leak. Tighten cut off. **KL WT MR**
- **#025412** – 303 Peachtree – Check for leak. Tighten bottom Nut on cut-off. **JJ WT KL MR**
- **#025074** – 318 Dunbar – Check for leak. Replaced cut-off and added more tubing. **JJ WT KL MR**
- **#025499** – 141 N Fairway – Sewer stoppage. Unstopped at the main. **WT DD RF**
- **#025503** – 120 CR 940 – Mark water and sewer line. **DD RF**
- **#025511** – 101 W Commerce – Mark water and sewer lines. **WT JJ**
- **#025512** – 403 N Bateman – Turn on and get read. Read – **256273.86**. **DD**
- **#025501** – 768 E Reunion – Turn service on. **MR**
- **#025514** – 112 Forest – Turn off for read. **MR**
- **#025510** – 753 Stardust – Fill in holes from leak repair. **RF KL**
- **#025483** – 333 Renee – Check to make sure meter and box is ok after being ran over. **KL MR**
- **#025513** – 982 S Bateman – Turn on and get read. Read – **108423.03**. **MR**
- **#025371** – 303 CR 1211 – Set water tap. **KL MR WT DD MR**
Meter # - **221 430 921** EP # - **130 174 664** Read – **0**
- **#025517** – 170 CR 1222 – Get read and leave on. Read from Beacon – **294989.19**. **BK**
- **#025518** – 166 CR 1222 – Turn on and get read. Read – **35232.47**. **DD RF**
- **#025487** – 870 Old Palestine – Swap for smart meter. **DD RF**
Old Meter # - **566 94 072** Read – **7982**
New Meter # - **211 616 408** EP # - **131 149 723** Read – **0**
- **#025472** – 322 E College – Set meter and send info. **DD RF**
Meter # **221 430 917** EP # - **131 148 935** Read – **0**
- **#025498** – 780 Stardust – Final billing. Read – **647277.06**. **KL MR**
- **#025515** – 425 Moody – Final billing. Read – **123848.39**. **KL MR**
- **#025515** – 425 Moody – Get reading and leave on. Read from Beacon – **123845.12**. **JJ**
- **#025520** – 870 Old Palestine – check for leak. Turn off if it is leaking. Turned off. **JJ**
- **#025524** – 780 Stardust – Turn on and get read. Read – **647277.06**. **MR KL**
- **#025525** – 146 Carter – Get reading and leave on. Read – **45313.30**. **DD RF**

MAY MONTHLY REPORT 2023

- Water production Fairfield – **14.779**
- Water production Westwood – **2.652**

James, Bubba, Ronnie, Dustin, Kyle, Marco

**** TOTALS BY JOB ACTION ****

JOB ACTION	TOTAL COMPLETED	TOTAL OUTSTANDING	TOTAL NEW	TOTAL PENDING	TOTAL VOID
O - OCCUPANT CHANGE	7	2	0	0	0
X - MISCELLANEOUS	31	14	0	0	1
I - METER INFORMATION	3	3	0	0	0
D - DISCONNECT	3	1	0	0	0
M - METER CHANGE	3	0	0	0	0
C - CONNECT	7	2	0	0	0
S - SERVICE CHANGE	0	1	0	0	0
TOTAL ALL ACTIONS	54	23	0	0	1

MIMS CREEK WASTEWATER PLANT

MONTHLY REPORT

1. Average monthly flow- .265 gpm.
2. Average monthly sludge blanket- 8.0
3. Treated- 8.20 mgd.
4. Monthly DMR done.
5. Pulled approximately 85,000 gals of Sludge.
6. Decanted approximately 55,000 gals of water.
7. Wasted approximately 120,000 gals of sludge.
8. Changed blades and oil on both lawnmowers.
9. Mowed and weedeated both liftstations and plant.
10. Having problems with Wet well pump #3 WAS pump. J&H Electric came out and found a blown relay and pump still not pumping. Contacted Matt with Smith pump.
11. Had Bob Erwin come out to give estimate on building catwalk bridge across aeration basin to mount and service air jets.
12. Cleaned drying beds.
13. Smith Pump came out and pulled #3 pump from Wet Well and put #2 in #3 spot so we can waste.

City of Fairfield

Public Works – TDCJ Boyd Unit

Date: 6-1-23 (MAY Report)

WWTP

1. Pulled Appx. 71,000 gallons of sludge from Digester.
2. Average Daily Flow .165 MGD
3. Average Blanket 43.0 inches
4. Treated 5.123 MG through Boyd Unit for the month.
5. Submit DMR report to TCEQ

WTP

1. Submit BacT samples
2. Average Daily Flow .231 MGD
3. Treated 7.159 MG
4. Lead & Copper sampling under way

MONTHLY OPERATING REPORT

FOR GROUNDWATER TREATMENT PLANTS THAT ARE REQUIRED TO PROVIDE 4-LOG VIRAL INACTIVATION

WATER SYSTEM NAME: CITY OF FAIRFIELD / WESTWOOD UTILITY **PWS ID No.:** 0810024
PLANT NAME OR NUMBER: _____ **Month:** May
Minimum Specified Residual: 0.2 mg/L **Year:** 2023

WATER PRODUCTION						
	Total Daily Production (G/D)	Measured Residual	Hours (decimal)	Flow Rate (gpm)	pH	Temp (°C)
1	69,000	1.05				
2	74,000	1.16				
3	84,000	1.22				
4	87,000	1.10				
5	99,000	1.89				
6	80,000	1.65				
7	80,000	1.59				
8	93,000	0.79				
9	87,000	1.12				
10	77,000	1.27				
11	89,000	1.32				
12	80,000	1.18				
13	93,000	1.79				
14	84,000	1.22				
15	58,000	1.39				
16	78,000	1.27				
17	66,000	1.19				
18	69,000	1.32				
19	75,057	1.01				
20	92,943	1.47				
21	90,000	1.03				
22	89,000	1.72				
23	82,000	1.39				
24	70,000	1.22				
25	73,000	1.40				
26	99,000	0.82				
27	103,000	0.92				
28	131,000	1.01				
29	131,000	1.26				
30	86,000	1.41				
31	83,000	1.29				
TOTAL	2,652,000					
AVG		1.27				
MIN		0.79				
MAX		1.89				
Any additional information you wish to provide:			Information is not reported in MGD. It is reported as Actual gallons per day!			
I certify that I am familiar with the information contained in this report						
Operator's						
Signature					Date:	
Certificate No. and Class:		WO0028141 Class A				
TCEQ - ??? (07-??-09)						MSRMOR

**** TOTALS BY JOB CODE ****

JOB CODE	TOTAL COMPLETED	TOTAL OUTSTANDING	TOTAL NEW	TOTAL PENDING	TOTAL VOID
LIN - LINE LOCATE	1	0	0	0	0
OC/CH - OCCUPANT CHANGE	2	0	0	0	0
LKGM - LEAK & METER	1	0	0	0	0
ON - TURN SERVICE ON	1	0	0	0	0
TOTAL ALL CODES	5	0	0	0	0

Clyde Woods

From: Claudis Measles <randymeasles@gmail.com>
Sent: Thursday, June 1, 2023 10:33 AM
To: Clyde Woods

5-1-23 dug ditch on davis Street.

5-2-23 dug ditch on davis street and put in culvert. Helped bubba at 753 stardust.

5-3-23 cpr class and mowed.

5-4-23 picked up tree that fell on fence at 324 college street. Picked up limbs on cotton street. Cleaned up entrance at city dump.

5-5-23 fixed water leak on lovers lane. Washed and greased backhoes.

5-8-23 sewer tap in industrial park. Dig ditch at 324 heather.

5-9-23 picked up limbs on oak street. Weed eated at water wells. Mowed streets.

5-10-23 cleared states culvert on s-75 by sonny boys. Helped water department clean up clark well.

5-11-23 moved bleachers at the fairgrounds

Helped water department clean up clark well. Mowed water wells in Westwood.

5-12-23 washed and greased backhoes. Cleaned fence at clark well.

5-15-23 cleared right of way for john and Juan so they can run new service to the well.

5-16-23 fixed culvert on tallyho by coach angle.

5-22-23 worked at coach angles.

5-23-23 finished at coach angles.

Helped water department with water leak on mockingbird. Worked on work orders.

5-24-23 finished up on mockingbird water leak. Picked up limbs on williford and south 75. Patched potholes. Fixed street sign on 84 and hall.

5-25-23. Put out asphalt. Picked up limbs.

5-26-23 washed and greased backhoes. Put out asphalt.

5-30-23 dug ditch on lovers lane. Mowed ditches on lovers lane.

5-31-23 started mowing city streets.

Daily Routine, clean bathrooms twice daily, pick up trash throughout entire park, change trash cans as needed, & water all plants as needed, watered plants around green barn everyday

Cleaned the park up and changed trash throughout park to start a new week, every week.

Mowed Chamber, Current City Hall, Fire Station, Old City Hall Lot, Corner @ Barnstop, Mowed the Corner by the Lions Club Cans for streets dept. and mowed at the soon to be City Hall every week if possible we do our very best to keep everything looking good for the public

Fair board got with me someone was coming Friday to borrow some of the rabbit stuff, unlocked the storage and helped the guy get what he needed

Had tree service go through the RV Park and take out some more very large dead trees, and did some extra trimming of dead limbs while they were in there

Picked up blades I had ordered for the mowers and janitorial supplies from city hall

Coded ticket's and turned them in to Erin

Worked on the rodeo arena water lines, trying to get that all wrapped up

J&H finished up wiring back the huts that were damaged. We had it put back the way it was, we had also saved as much material to make it as cheap as possible but have it done right, they also have finished up going through and replacing plugs light sockets breakers covers, Preventative Maintenance we do every year. This is throughout all the Pavilions, Show Ring, and RV Park pretty much a full check on things.

Changed out blades on mowers worked on them servicing them routine maintenance

Sprayed poison where needed and when I had the time

Been constantly working on roses and flower beds pruning and pulling weeds out, the roses around the square are getting ate up by bugs, I have sprayed chemicals on them and fertilize them. This will be something I will just have to keep working on and hopefully they don't get any type of disease on me and just die out (happens every now and again) but I have faith I'll keep them alive and blooming

Cleaned up and set up green barn for council meeting, cleaned up and picked everything up

Changed AC filters out at PD and City Hall, Green Barn filters are ok for now

Got dump truck started and going and brought a backhoe to park, brought two loads of sand for inside the rodeo arena and brought one load of dirt to level out and smooth out the RV Park from last event, it needs a lot more dirt brought in and this is nobody's fault it just has needed more and more over the years, we will bring in what we can when we can and it will all work out in time

Got more keys made for things around the park and so that the Fair board has a key to what they need coming up still have to get more keys made

Had to do a little research and find the proper belt I needed for the gravely mower, the backup belt we had didn't fit it was a little bit too long unfortunately so waiting on a new one, also the scag mower is not cutting right so until I can get that worked out we are have no back up at mower, but this is why we need new mowers preferably the same brand and with a place that jumps on the service for us and

keeps us running year around. Having 3 different brand mowers makes it difficult to have extra parts laying around and each mower is so different. But I am able to keep them going.

Worked with Brenda on getting things that were needed on the square for lemonade day and cleaned everything back up and put away

Got the green barn cleaned up many times this month after it was rented

We had the Texas State Dog Disc Tournament this month had to get everything needed and cleaned up ready for them and then pick up afterwards

The show arena and all the facilities around it have been used several Saturdays this month for the Fairfield FFA/ Freestone County 4H Steer and Heifer show, Also for Teague young Farmers lamb and Goat Show.

Called and got playground mulch ordered. Then put the majority of it out. Then the following week had help from the streets department to finish it out. It's actually full just like it's supposed to be and looks really good.

Had the fence at the back of the rodeo arena taken down and streets department came over and helped get the old wooden Bleachers out of the way for the new ones that came in and were installed. Then we had the fence put up

Over all we have been just busy busy busy working with everything going on and making sure everyone is taken care of for the events and activities going on at the park and working on getting the park in tip top shape for the fair coming up really soon.

2023-10	David J. Lott		449 E. Commerce	Article 3	3/8/2023	Letter sent
2023-11	Sonia Echols & Jennifer		511 W. Reunion	Article 3 & 6	3/8/2023	Letter sent
2023-12	Lozell Lewis Sr. Est c/o Lozell Lewis		Parcel 5784 - Huckaby St	Article 3 & 6	3/8/2023	Letter sent
2023-13	Pablo Cortez		151 CR 237	Article 6	3/9/2023	Letter sent
2023-14	Maria I. Fierro		151 CR 237	Article 6	3/9/2023	Letter sent
2023-15	Jesus V. Munoz		141 CR 237	Article 6	3/9/2023	Letter sent
2023-16	Loretta Gallegos		1135 Adams	Article 6 &	3/14/2023	Letter Sent
2023-17	Anastacio Portillo mobile home Rene Duran -Land		181 FCR 237	Article 6	3/14/2023	Letter Sent
2023-18	V & V Contracting LLC		Parcel 19150 Shady Lane	Article 6	4/25/2023	resend Letter Sent
2023-19	River of Life Worship Center- community food bank		1201 E. Commerce POBox 1483	Article 6	3/28/2023	letter sent
2023-0020	510 Post Oak land c/o Andrew Devlieger		510 Post Oak Road	Article 6	3/28/2023	Letter sent
2023-0021	713 Clark		CH Investing Property (Charles)	Article 6	3/29/2023	Letter sent
2023-0022	Parcel 5560 & 46809		Lillie Bell heirs/Monroe	Article 6	4/14/2023	Letter sent
2023-0023	318 W. Hwy 84 parcel 5522		Sandra D. Robinson	Article 6	4/24/2020	Letter sent
2023-0024	703 Clark Street		Dalton "Helcamp	Article 6	4/24/2023	Letter sent
2023-0025	Parcel 18742 Clark Street (Property 1)		Daniel Gatson	Article 3	4/24/2023	Letter sent

Event Activity Analysis by Time

Date Reported: 05/01/2023 - 05/31/2023



FAIRFIELD POLICE DEPARTMENT
 839 E COMMERCE ST
 FAIRFIELD, TEXAS 75430
 903-389-3901
 FAX 903-389-2953

Classification	HOUR																								Total
	00	01	02	03	04	05	06	07	08	09	10	11	12	13	14	15	16	17	18	19	20	21	22	23	
AGENCY ASSIST		2		1						1	1								1	1		1	1	1	10
Assist Other Agency		2		1						1	1								1	1		1	1	1	10
ALARM		3	4		1		1	1		2				2			2		1	2		3	2	3	27
Burglary Alarm														1											1
Business Alarm		3	3				1	1		1									1	2		2	2	3	19
Fire Alarm																						1			1
Other Alarm					1									1											2
Residential Alarm			1							1							2								4
ANIMAL PROBLEM									1	3	1		1		1		1			1	1	1			11
Estray													1				1								2
Livestock																				1	1	1			3
Other Animal Calls									1	3	1				1										6
ASSAULT																			1	1					2
Intimidation (Includes Stalking)																				1					1
Simple Assault																			1						1
BURGLARY													1												1
Burglary, Forced Entry Residence													1												1
CALL WITHOUT REPORT	1	1		1	1					3	1	4	1			3	1		3			1	2	1	24
911 HANG UP													1												1
ANIMAL CONTROL										1		2													3
ASSIST-ALL OTHERS				1																					1
DISTURBANCE-ALL OTHER		1																							1
SUSP ACTIVITY																			1			1			2
SUSP PERSON												1													1
SUSP VEHICLE					1																				1
TRAFFIC STOP	1									2	1		1			3	1		2				2	1	14
CIVIL PROBLEM			1										1		1										3
Civil Problem			1										1		1										3
CONSERVATION								1			1														2
Animals								1			1														2
CONTROLLED SUBSTANCE																							1		1
Narcotic Equipment, Possession																							1		1
DAMAGED PROPERTY											1														1
Criminal Mischief											1														1
DEATH								1																	1
Unattended Death								1																	1
DRIVING WHILE INTOXICATED																							1		1
ALCOHOL																							1		1
FAMILY DISTURBANCE																						1		1	2
Family Disturbance																							1		1
Verbal Argument																						1			1
FOLLOWUP INVESTIGATION	1																1						1		3
Followup Investigation, Local Event	1																1								2

FAIRFIELD POLICE DEPARTMENT

CALL VOLUME LOG 2023

May	Mnthly Ttls	Daily Avg
911 TRANSFER CALLS	36	1.161290323
PD DIRECT EMERGENCY CALLS	34	1.096774194
NON-EMERGENCY CALLS FOR SERVICE	105	3.387096774
911 HANGUP/ABANDON CALLS	0	0
PD CALLS TAKEN BY SO	8	0.258064516
SO CALLS TAKEN BY PD	28	0.903225806
PD CALLS TO ASSIST FCSSO	5	0.161290323
MISC CALLS	288	9.290322581
ANIMAL CONTROL CALLS	15	0.483870968
PUBLIC WORKS CALLS	2	0.064516129

2022 PD Monthly Call Volume Log

2022	911 Transfers	Direct Emergency Calls for Service	Direct Non-Emergency Calls for Service	911 Hang-up/Abandon calls	PD Calls Taken by SO	SO Calls Taken by PD	PD Calls to Assist Other Agencies	PD Direct Misc Calls	Animal Control	Public Works	Total Calls for the Month	Average Calls Per Day
January	34	35	69	13	5	29	7	237	11	7	447	44.70
February	32	24	83	0	6	38	0	258	9	9	459	45.9
March	32	20	88	0	3	38	1	276	14	5	477	47.7
April	44	46	115	2	4	35	0	274	9	7	536	53.6
May	36	34	105		8	28	5	288	15	2	521	57.88888889
June											0	#DIV/0!
July											0	#DIV/0!
August											0	#DIV/0!
September											0	#DIV/0!
October											0	#DIV/0!
November											0	#DIV/0!
December											0	#DIV/0!
Yearly Totals	178	159	460	15	26	168	13	1333	58	30	2440	244

FAIRFIELD POLICE DEPARTMENT

End of Month Report (Crash Reports, Offense Reports, Arrests)

May-23

CRASH REPORTS

REPORT #	ENTRY	DATE	OFFICER/DIC	DRIVER #1	DRIVER #2	LOCATION	DATE FILED
C-2023-0022	2300933	5/26/2023	306/320	[REDACTED]	[REDACTED]	LIBRARY	5/30/2023
C-2023-0023	2300939	5/27/2023	306/317	[REDACTED]	[REDACTED]	ELEMENTARY SCHOOL/75	5/31/2023

OFFENSE REPORTS

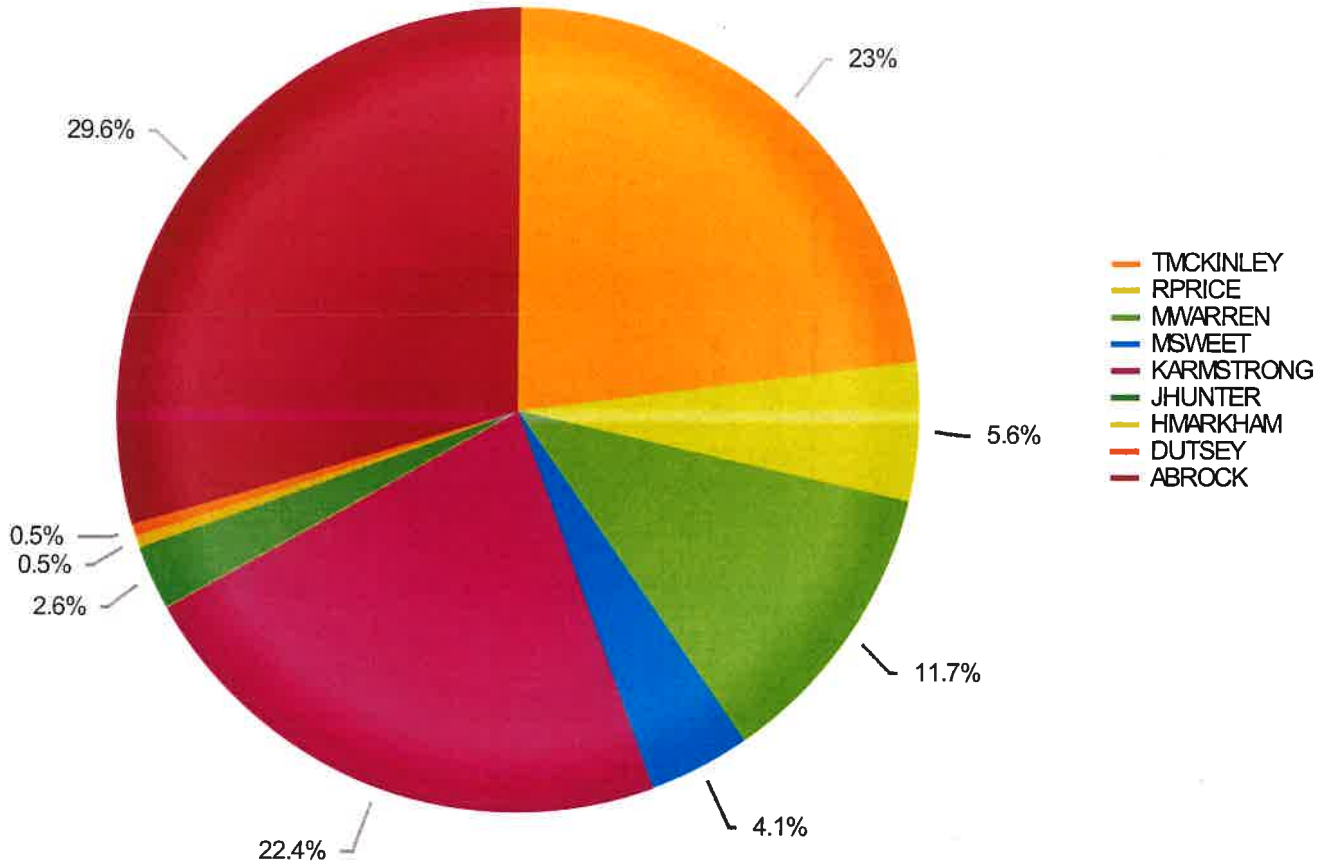
OFFENSE #	Entry #	DATE	OFFENSE DESCRIPTION	SUBJECT/COMPLAINANT	LOCATION	OFFICER/DISPATCH	ARREST
O-2023-0099	2300767	5/1/2023	BURGLARY	[REDACTED]	[REDACTED]	303/320	N
O-2023-0100	2300776	5/3/2023	PI	[REDACTED]	[REDACTED]	304/317	Y
O-2023-0101	2300806	5/9/2023	INFO REPORT/FOUND WALLET	[REDACTED]	[REDACTED]	307/320	N
O-2023-0102	2300821	5/10/2023	RUNAWAY	[REDACTED]	[REDACTED]	306/319	N
O-2023-0103	2300831	5/12/2023	CTW	[REDACTED]	[REDACTED]	304/317	N
O-2023-0104	2300837	5/13/2023	INFO	[REDACTED]	[REDACTED]	304/317	N
O-2023-0105	2300858	5/16/2023	THEFT	[REDACTED]	[REDACTED]	307/318	N
O-2023-0106	2300860	5/16/2023	WARRANT ARREST	[REDACTED]	[REDACTED]	307/318	Y
O-2023-0107	2300823	5/11/2023	TERRORISTIC THREAT	[REDACTED]	[REDACTED]	305/318	N
O-2023-0108	2300865	5/17/2023	DISORDERLY CONDUCT	[REDACTED]	[REDACTED]	304/317	Y
O-2023-0109	2300870	5/18/2023	DEATH	[REDACTED]	[REDACTED]	307/318	N
O-2023-0110	2300874	5/18/2023	SESSION OF DRUG PARAPHERNA	[REDACTED]	[REDACTED]	304/317	N
O-2023-0111	2300879	5/19/2023	SEXUAL ASSAULT	[REDACTED]	[REDACTED]	306/319	Y
O-2023-0112	2300903	5/21/2023	DWI	[REDACTED]	[REDACTED]	306/319	Y
O-2023-0113	2300905	5/22/2023	ANIMAL BITE	[REDACTED]	[REDACTED]	307/320	N
O-2023-0114	2300912	5/23/2023	THREATS	[REDACTED]	[REDACTED]	305/318	N
O-2023-0115	2300919	5/24/2023	THEFT	[REDACTED]	[REDACTED]	307/3148	N
O-2023-0116	2300924	5/25/2023	CPS	[REDACTED]	[REDACTED]	305/318	N
O-2023-0117	2300938	5/27/2023	INFO	[REDACTED]	[REDACTED]	306/320	N

= REMOVED/CANCELED

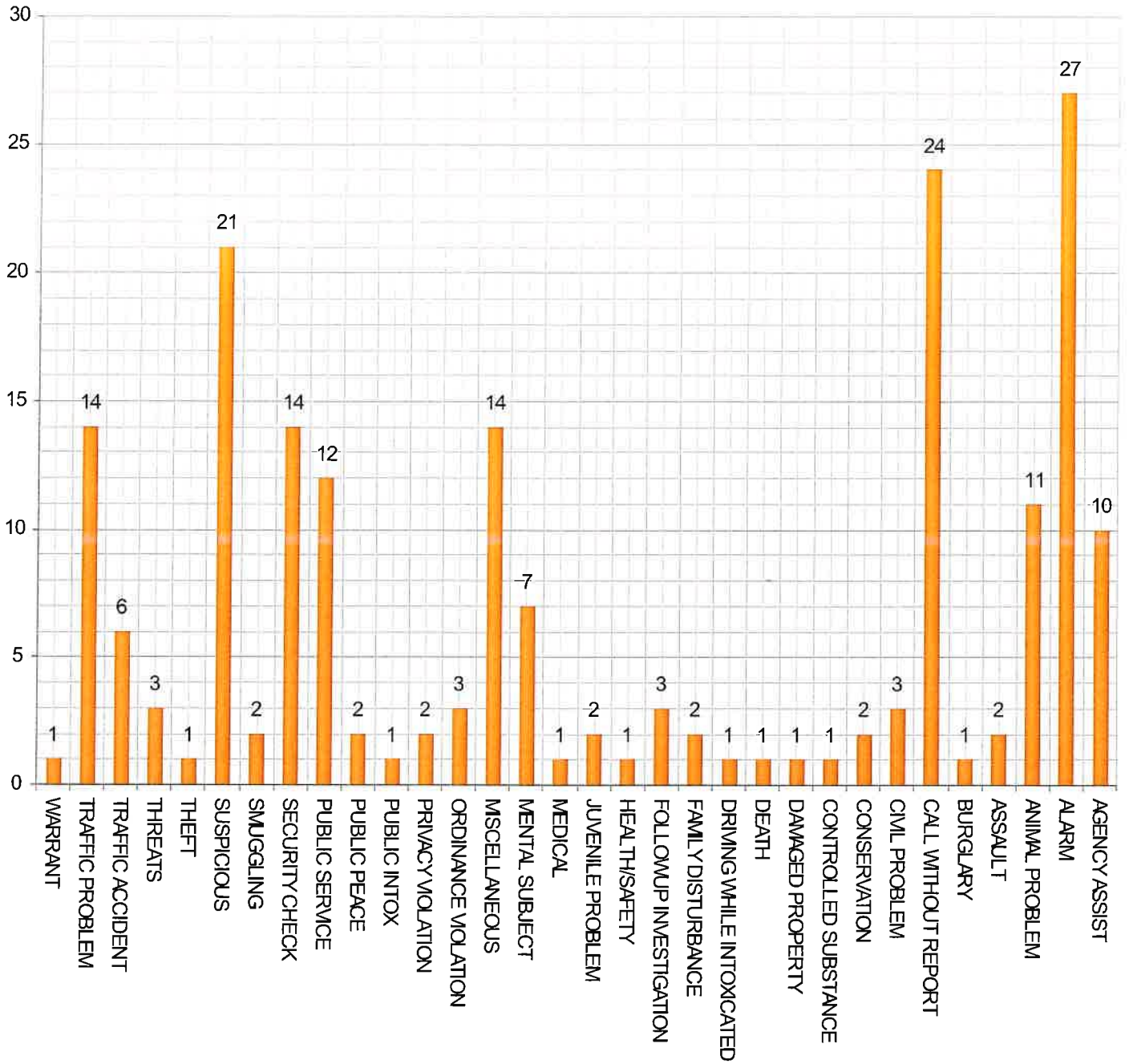
ARREST REPORTS

ARREST #	OFFENSE #	DATE	CHARGES	NAME	TS - Y/N	RACE	SEX	DOB
1	O-2023-0100	5/3/2023	PI	[REDACTED]	N	B	M	[REDACTED]
2	O-2023-0106	5/16/2023	WARRANT ARREST	[REDACTED]	N	W	M	[REDACTED]
3	O-2023-0108	5/17/2023	DISORDERLY CONDUCT, ADDITIONAL...	[REDACTED]	N	H	M	[REDACTED]
4	O-2023-0111	5/19/2023	SEXUAL ASSAULT	[REDACTED]	N	B	M	[REDACTED]
5	O-2023-0112	5/21/2023	DWI	[REDACTED]	Y	W	F	[REDACTED]

MAY 2023 OFFICER



MAY 2023 INCIDENT



Revenue group totals from 5/1/2023 through 5/31/2023

<u>Revenue Group</u>	<u>Revenue Group Total</u>
Revenue Group 1	2,180.99
Revenue Group 5	1,441.90
Over Short Total	0.00

Totals by account from 5/1/2023 through 5/31/2023

<u>Account</u>	<u>AccountTotal</u>
	1,087.67
00000000000001	315.65
00010128290000	100.00
00022641290000	61.80
111913073	2,257.38
Total Amount	3,822.50
Amount of Bond Transferred to Payment	100.00
Total Deposit	3,722.50
Over Short Total	0.00

Totals by cost from 5/1/2023 through 5/31/2023

<u>Cost Description</u>	<u>Amount</u>
ARREST FEE - LOCAL	10.32
Building Security Fund Fee	61.80
CASH BOND DEPOSITS	100.00
Collection Agency Fee	263.35
CONSOLIDATED COURT COSTS	83.06
Deferral Bond Fee	242.00
DSC Admin Fee	20.00
Fine	1,266.40
INDIGENT DEFENSE FEE	4.16
JUDICIAL FUND	12.46
JURY FEE	8.31
Local Traffic Fee	30.00
Local Truancy and Prevention	60.00
Municipal Jury Fund	1.20
OMNIBASE	52.30
State consolidated fees	744.00
State Moving Court Cost	0.01
State Traffic Fee	502.30
Technology Fund Fee	53.62
Time Pay Fee (old)	25.00
TRAFFIC	6.23
TRUANCY PREVENTION & DIVERS	2.16
Warrant Fee	273.82
Total Amount	3,822.50
Total Over Short	0.00



**THE TEXAS OFFICE OF COURT ADMINISTRATION
Court Activity Reporting and Directory System**

Build Version 1.1.8377.29713

Last Login: 8/9/2022 8:50:09 AM

[Home](#) [Logout](#) [Help](#)

Municipal Court: Fairfield

Judge: George Robinson

Clerk:

[Municipal Main Menu](#) > [Monthly Report Search](#) > **Monthly Report**

Criminal

Civil

Juvenile

Additional

723810100, Freestone County, Fairfield: May 2023

Report: 5/1/2023 9:58:58 AM

CASES ON DOCKET	TRAFFIC MISDEMEANORS			NON-TRAFFIC MISDEMEANORS		
	Non-Parking	Parking	CC, C, Misd	Partial Court	Other Court	CC, C, Misd
CASES PENDING FIRST OF MONTH <i>(Equals total cases pending end of previous month.)</i>	1337	95	0	1	1149	108
DOCKET ADJUSTMENTS	0	0	0	0	0	0
1. CASES PENDING FIRST OF MONTH (Adjusted)	1337	95	0	1	1149	108
a. Active Cases	692	68	0	1	579	107
b. Inactive Cases	645	27	0	0	570	1
County <input type="checkbox"/>						
2. NEW CASES FILED <i>(Include all new cases filed, including those that may also have been disposed this month.)</i>	6	0	0	0	1	9
3. CASES REACTIVATED	5	0	0	0	4	0
4. ALL OTHER CASES ADDED	0	0	0	0	0	0
5. TOTAL CASES ON DOCKET <i>(Sum of Lines 1a, 2, 3 & 4.)</i>	703	68	0	1	584	116
DISPOSITIONS						
6. DISPOSITIONS PRIOR TO COURT APPEARANCE OR TRIAL						
a. Uncontested Dispositions <i>(Disposed without appearance before a judge (CCP Art. 27.14).)</i>	9	0	0	0	0	0
b. Dismissed by Prosecution	1	0	0	0	0	2
7. DISPOSITIONS AT TRIAL						
a. Convictions						
1) Guilty Plea or Nolo Contendere	0	0	0	0	0	0
2) By the Court	0	0	0	0	0	0
3) By the Jury	0	0	0	0	0	0
b. Acquittals						
1) By the Court	0	0	0	0	0	0
2) By the Jury	0	0	0	0	0	0
c. Dismissed by Prosecution	0	0	0	0	0	0
8. COMPLIANCE DISMISSALS						

a. After Driver Safety Course (CCP, Art. 45.0511)	2					
b. After Deferred Disposition (CCP, Art. 45.051)	0	0	0	0	0	0
c. After Teen Court (CCP, Art. 45.052)	0	0	0	0	0	0
d. After Tobacco Awareness Course (HSC, Sec. 161.253)					0	
e. After Treatment for Chemical Dependency (CCP, Art. 45.053)				0	0	
f. After Proof of Financial Responsibility (TC, Sec. 601.193)	0					
g. All Other Transportation Code Dismissals	2	0	0	0	0	0
9. ALL OTHER DISPOSITIONS	3	0	0	0	4	0
10. TOTAL CASES DISPOSED (Sum of Lines 6, 7, 8 & 9.)	17	0	0	0	4	2
11. CASES PLACED ON INACTIVE STATUS	0	0	0	0	0	0
12. CASES PENDING END OF MONTH (Sum of Lines 12a & 12b.)	1326	95	0	1	1146	115
a. Active Cases (Line 5 minus the sum of Lines 10 & 11.)	686	68	0	1	580	114
b. Inactive Cases (Line 1b minus Line 3, plus Line 11.)	640	27	0	0	566	1
13. SHOW CAUSE AND OTHER REQUIRED HEARINGS HELD	0	0	0	0	0	0
14. CASES APPEALED						
a. After Trial	0	0	0	0	0	0
b. Without Trial	0	0	0	0	0	0

Notes:**Prepared By:** DonnaBSubmit



THE TEXAS OFFICE OF COURT ADMINISTRATION Court Activity Reporting and Directory System

Build Version 1.1.8377.29713

Last Login: 8/9/2022 8:50:09 AM

[Home](#) [Logout](#)

Municipal Court: Fairfield

Judge: George Robinson

Clerk:

[Municipal Main Menu](#) > [Monthly Report Search](#) > Monthly Report

Criminal

Civil

Juvenile

Additional

2023-05-31 09:25:14 AM (MST) by George Robinson 8/9/2022

Report was Entered Successfully

REPORT ID: 1010

CASES PENDING FIRST OF MONTH

(Equals total cases pending end of previous month.)

0

DOCKET ADJUSTMENTS

0

1. CASES PENDING FIRST OF MONTH (Adjusted)

0

a. Active Cases

0

b. Inactive Cases

0

No Activity

2. NEW CASES FILED

(Include all new cases filed, including those that may also have been disposed this month.)

0

3. CASES REACTIVATED

0

4. ALL OTHER CASES ADDED

0

5. TOTAL CASES ON DOCKET

(Sum of Lines 1a, 2, 3 & 4.)

0

DISPOSITIONS

6. UNCONTESTED CIVIL FINES OR PENALTIES

0

7. DEFAULT JUDGMENTS

0

8. AGREED JUDGMENTS

0

9. TRIAL/HEARING BY JUDGE/HEARING OFFICER

0

10. TRIAL BY JURY

0

11. DISMISSED FOR WANT OF PROSECUTION

0

12. ALL OTHER DISPOSITIONS

0

13. TOTAL CASES DISPOSED

(Sum of Lines 6 through 12.)

0

14. CASES PLACED ON INACTIVE STATUS

0

15. CASES PENDING END OF MONTH

(Sum of Lines 15a & 15b.)

0

a. Active Cases

0

(Line 5 minus the sum of Lines 13 & 14.)

b. Inactive Cases

0

(Line 1b minus Line 3, plus Line 14.)

6/1/23, 9:25 AM

Monthly Report Entry

16. CASES APPEALED

a. After Trial

0

b. Without Trial

0

Notes:

/

Prepared By: DonnaB

Submit



THE TEXAS OFFICE OF COURT ADMINISTRATION

Court Activity Reporting and Directory System

Build Version 1.1.8377.29713

Last Login: 8/9/2022 8:50:09 AM

[Home](#) [Logout](#)

Municipal Court: Fairfield

Judge: George Robinson

Clerk:

[Municipal Main Menu](#) > [Monthly Report Search](#) > [Monthly Report](#)

Criminal

Civil

Juvenile

Additional

728620200, Precincts County, Fairfield, May 2023

Report will filter all cases fully

No Activity

1. TRANSPORTATION CODE CASES FILED	0
2. NON-DRIVING ALCOHOLIC BEVERAGE CODE CASES FILED	0
3. DRIVING UNDER THE INFLUENCE OF ALCOHOL CASES FILED	0
4. DRUG PARAPHERNALIA CASES FILED <i>(HSC, Ch. 481)</i>	0
5. TOBACCO CASES FILED <i>(HSC, Sec. 161.252)</i>	0
6. TRUANT CONDUCT CASES FILED <i>(Family Code, Sec. 65.003(a))</i>	0
7. EDUCATION CODE (Except Failure to Attend) CASES FILED	0
8. VIOLATION OF LOCAL DAYTIME CURFEW ORDINANCE CASES FILED <i>(Local Govt. Code, Sec. 341.905)</i>	0
9. ALL OTHER NON-TRAFFIC, FINE-ONLY CASES FILED	0
10. TRANSFER TO JUVENILE COURT	
a. Mandatory Transfer <i>(Fam. Code, Sec. 51.08(b)(1))</i>	0
b. Discretionary Transfer <i>(Fam. Code, Sec. 51.08(b)(2))</i>	0
11. ACCUSED OF CONTEMPT AND REFERRED TO JUVENILE COURT (DELINQUENT CONDUCT) <i>(CCP, Art. 45.050(c)(1))</i>	0
12. HELD IN CONTEMPT BY CRIMINAL COURT (FINED AND/OR DENIED DRIVING PRIVILEGES) <i>(CCP, Art. 45.050(c)(2))</i>	0
13. JUVENILE STATEMENT MAGISTRATE WARNING	
a. Warnings Administered	0
b. Statements Certified <i>(Fam. Code, Sec. 51.095)</i>	0
14. DETENTION HEARINGS HELD <i>(Fam. Code, Sec. 54.01)</i>	0
15. ORDERS FOR NON-SECURE CUSTODY ISSUED	0
16. PARENT CONTRIBUTING TO NONATTENDANCE CASES FILED <i>(Ed. Code, Sec. 25.093)</i>	0

Notes:

//

Prepared By: DonnaB

Submit



THE TEXAS OFFICE OF COURT ADMINISTRATION
Court Activity Reporting and Directory System

Build Version 1.1.8377.29713

Last Login: 8/9/2022 8:50:09 AM

[Home](#) [Logout](#)

Municipal Court: Fairfield

Judge: George Robinson

Clerk:

[Municipal Main Menu](#) > [Monthly Report Search](#) > **Monthly Report**

Criminal

Civil

Juvenile

Additional

1966, Franklin County, January - May 2023

Report was Filtered Successfully

Records:

	NUMBER OF CASES	NUMBER OF REQUESTS
1. MAGISTRATE WARNINGS		
a. Class C Misdemeanors	0	
b. Class A and B Misdemeanors	0	0
c. Felonies	0	0
2. ARREST WARRANTS ISSUED		
a. Class C Misdemeanors		0
b. Class A and B Misdemeanors		0
c. Felonies		0
3. CAPIASES PRO FINE ISSUED		0
4. SEARCH WARRANTS ISSUED		0
5. WARRANTS FOR FIRE, HEALTH AND CODE INSPECTIONS FILED (CCP, Art. 18.05)		0
6. EXAMINING TRIALS CONDUCTED		0
7. EMERGENCY MENTAL HEALTH HEARINGS HELD		0
8. MAGISTRATE'S ORDERS FOR EMERGENCY PROTECTION ISSUED		0
9. MAGISTRATE'S ORDERS FOR IGNITION INTERLOCK DEVICE ISSUED (CCP, Art. 17.441)		0
10. ALL OTHER MAGISTRATE'S ORDERS ISSUED REQUIRING CONDITIONS FOR RELEASE ON BOND		0
11. DRIVER'S LICENSE DENIAL, REVOCATION OR SUSPENSION HEARINGS HELD (TC, Sec. 521.300)		0
12. DISPOSITION OF STOLEN PROPERTY HEARINGS HELD (CCP, Ch. 47)		0
13. PEACE BOND HEARINGS HELD		0
14. CASES IN WHICH FINE AND COURT COSTS SATISFIED BY COMMUNITY SERVICE		
a. Partial Satisfaction		0

b. Full Satisfaction	1
15. CASES IN WHICH FINE AND COURT COSTS SATISFIED BY JAIL CREDIT	4
16. CASES IN WHICH FINE AND COURT COSTS WAIVED FOR INDIGENCY	0
17. AMOUNT OF FINES AND COURT COSTS WAIVED FOR INDIGENCY <i>(Round to the nearest dollar)</i>	0
18. FINES, COURT COSTS AND OTHER AMOUNTS COLLECTED <i>(By)</i>	
a. Kept by City	1584
b. Remitted to State	1244
c. Total	2829

Notes:

Prepared By: DonnaB

[Submit](#)

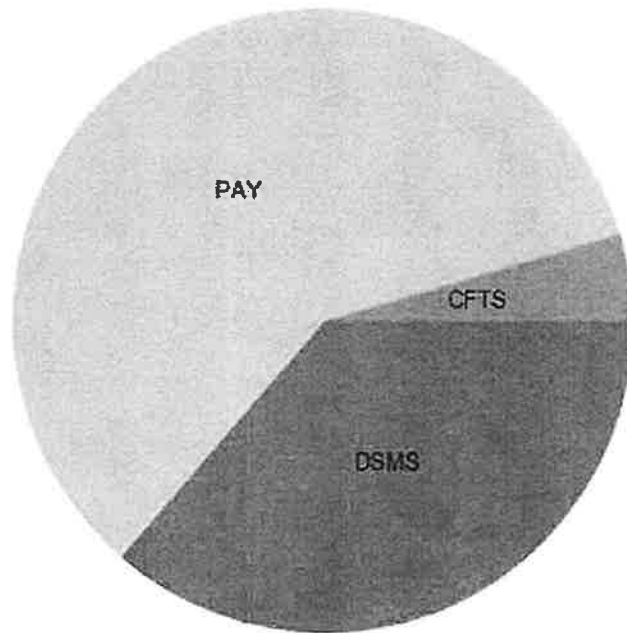
Disposition Report

Build View Report My Reports Cancel
▶ 📄 + ✕

Report Selection

List cases disposed beginning →

Detail Graph



■ DSMS
■ PAY
■ CFTS

Disposition Totals	
FnIDsp	Count
▶ DSMS	8
PAY	13
CFTS	1

22 cases with **final** dispositions listed

Officer Ticket Count

Report Dates 5/1/2023 through 5/31/2023

Officer	Viol	Description	Number
Jared Scarrow	1		
Jared Scarrow	3055	ALCOHOL - PUBLIC INTOXICATION	1
MARY WARREN	6		
MARY WARREN	1002	OPERATE VEHICLE WITH CHILD IN OPEN BED	1
MARY WARREN	2000	RED LIGHT - RAN	1
MARY WARREN	2245	SPEEDING 11-16	3
MARY WARREN	3005	ALCOHOL - OPEN CONTAINER	1
Rodney Price	2		
Rodney Price	2247	SPEEDING 23-28	2
Total number of violations			9

CITY/CHAMBER/TOURISM UPDATE

May

Marketing, Tourism and Events, Community

Delivered all information on upcoming events and activities to local businesses, kiosk and schools

Marketed local businesses, organizations events and activities.

New brochures have arrived and will be mailed to all Texas Travel Information Centers.

Disc Dog State Championship enjoyed another year in Fairfield Texas May 19-21

Lemonade Day Fairfield- 104 young entrepreneurs signed up for LEMONADE DAY. We had a great day on May 6, and the weather was perfect.

Fair Banners are up around our community. The Fair Banners are part of a fundraiser the Chamber does each year to raise money for our July Fireworks.

Putt Fore a Purpose was held on June 3 at Tri County Golf Club. This is our main Fundraiser for our July Fireworks Show.

The VFW will be having a Retirement Flag Ceremony on June 14 at 10am at the Fire Department. You can drop off your old flags at the City or Chamber office. You may speak with James Tyus if you have any questions.

IN THE WORKS

June 14–Tea with Miss Texas at the Moody Bradley House.

July 1 Fireworks at the Fairgrounds

July 12 Reading at the Library to tell children about our upcoming Peach Festival.

July 14 & 15 Peach Fest

Aug TBA-New Teacher Orientation & Teacher Breakfast

September 8 – 9 Show of Wheels

September 9-City Wide Garage Sale

Chamber and Visitors Center

April Member of the Month- KDT Trucking

May 24 –Month Board Meeting

July 10 next Ambassador meeting

New Members- LaTejana, Faith Fellowship Baptist Church, Jade payment Processing.

Ribbon Cuttings-LaTejana

[The page contains extremely faint and illegible text, likely bleed-through from the reverse side of the document. The text is too light to transcribe accurately.]



June 2023 CHAMBER CHATTER

Fairfield Chamber of Commerce & Visitor Center

UPCOMING EVENTS

- June 3rd- Putt Fore A Purpose Chamber Annual Golf Tournament
- June 12th- Freestone County Parade
- June 13th- Brown Hearing @ the Chamber office 10am-4pm
- June 14th- Tea with Miss Texas 12pm-2pm @ Moody Bradley House
- June 14th- Flag Retirement Ceremony @ 10am
- June 12th-17th- Freestone County Fair & Rodeo
- July 1st- 4th of July Fireworks Show @ the fairgrounds
- July 4th- Independence Day
- July 12th- Chamber reads at Fairfield Library Storytime -10am
- July 14th & 15th- Peach Festival

Business of the Month
KDT Construction, Inc.
(903) 599-2319
Demolition/ Excavation Company
House/Shop Pads, Stock Ponds, Clearing Brush, Building Driveways, Septic Installation, Septic Repair

The Fairfield Chamber of Commerce
GOLF TOURNAMENT
JUNE 3rd 2023
1st, 2nd, 3rd Place PRIZES
Happy Gilmore Shot Multiguns
Marshmallow Drive
We are looking forward to an awesome tournament with lots of door prizes & raffle items!

THANK YOU for your support!

Incommons Bank
Keyes Turner, Freestone Farm Bureau
Community National Bank & Trust
Susan Reilly
Travel Center of America
Will Holmbeck with State Farm
Freestone County Co. Texan Committee
The Bagless Family
Sun Int. LLC
Bagless M/A/A Auto Supply
Libby Harris, Premier Realty
Freestone Credit Union
M Express
The Brantner's Meats & Sweets
Johnson Air
Lanette Healthcare
Oml Trucking
Brookshire Brothers
Tractor Supply
Accessories, Etc.
Tuscan Touch
Sun's Restaurant
Font's Diner
Karmen Holmbeck

Freestone Farm Bureau
Robert & Sandra McAdams
Edwin's Autobody
El Umador Mexican Grill
Mike Crickitt, Corrie's Salon
Cissy Equipment
The Combs Family
Kot, Lita Gumbrells
Fairfield Police Association
Creations Flowers & Gifts
Farmers State Bank
Blue Sky Window Cleaning
The Dillinger Family
Brenda's Closet
DKR Private Club
JWS Homes
Frosty Ag Services LLC
Farmers State Bank
Bret Spurgeon
Freestone County Historical Museum
East Pine Design

If you would like to be a raffle sponsor, contact us at 903-305-5192 chamber@fco.org

NOMINATIONS ARE NOW OPEN
MAY 1 - JUNE 15
TEXAS COUNTRY MUSIC AWARDS
TO NOMINATE GO TO
WWW.TEXASCOUNTRYMUSIC.ORG

Save the Date
THE FAIRFIELD CHAMBER OF COMMERCE PRESENTS
TEA WITH MISS TEXAS
Miss Averie Bishop
June 14, 2023
12pm-2pm
LOCATION & SPONSORED BY:
MOODY BRADLEY HOUSE
318 MOODY ST
FAIRFIELD, TX 75849

Monday June 12, 2023

Ag Mechanics Show Check In	8:00am
Moms & Garden Project Check In	9:00-11:00am
Judge Ag Mechanics Projects	10:30am
Ag Mechanics Awards	After Show
Home & Garden Judging - Closed for judging	
Mitchell Amusement Carnival	6:00pm
Parade	7:00pm
Stitch Bull/Barrel Racing - After Parade	
Go Texan Horseshoes (in County Only) - After Parade	
Entertainment-Darria Morrie Band	8:00pm

Parade - Cornhole - Food - Home & Garden Show - Ag Mechanics Show
Texas Livestock Show & Auction - 10:00am - 1:00pm
Freestone County Fair & Rodeo

Thursday June 15, 2023

Faunty Check In	6:30am
Judge Market Swine	7:30am
Market Swine must be in barn	8:00am
Market Swine Weigh In	8:15am
Judge Market Sheep	9:00am
Home & Garden Building Open	
10:30am-2:30pm - 5:30pm-7:30pm	
Judge Breeding Goats	1:00pm
Judge Market Goats	5:00pm
Mitchell Amusement Carnival	6:00pm
Youth Rodeo	8:00pm
Entertainment-The Stateline Band	8:00pm

Tuesday June 13, 2023

All Rabbits Check In	7:00am
Breeding Swine Check In	8:00am
Breeding Swine Weigh In	8:15am
Breeding Goat/Sheep Check In	8:00am
Judge Market Rabbits	8:00am
Judge Single Fryers - After Market Rabbits	
Breeding Beef Check In	8:00am
Home & Garden Building Open	
10:30am-2:30pm - 5:30pm-7:30pm	
Judge Breeding Sheep	1:00pm
Judge Breeding Goats - After Sheep	
Mitchell Amusement Carnival	6:00pm
Go Texan Washers (in County Only)	7:00pm
Miss Freestone County Commemoration	7:00pm
Jacob Gonzalez & Logan Allison	7:00pm
Entertainment - Pushwater Band	8:00pm

NEW BEGINNINGS
101 YEARS
FREESTONE COUNTY FAIR & RODEO 2023
OLD TRADITIONS

Youth Rodeo Sponsors

Rollo RVOS

Friday June 16, 2023

Judge Market Swine	8:00am
Home & Garden Pick Up	Until 12:30pm
Mitchell Amusement Carnival	6:00pm
Mutton Bustin'	7:00pm
UPRA/CFLA Rodeo	8:00pm
Entertainment - Lanky Moore	7:00pm
Peter Sticfall Band	8:00pm

Wednesday June 14, 2023

Judge Breeding Swine	8:00am
Home & Garden Building Open	
10:30am-2:30pm - 5:30pm-7:30pm	
Market Sheep Weigh In	11:00am
Market Goat Weigh In	12:00pm
Judge Breeding Beef	1:00pm
Market Steer Weigh In	6:00pm
*No steers in the barn before 7pm	
Mitchell Amusement Carnival	6:00pm
Go Texan Cornhole (in County Only)	7:00pm
Youth Rodeo	8:00pm
Cowboy Heritage Church Band	8:00pm

THANK YOU SPONSORS!

INCOMMONS BANK
CITIZENSTATE BANK
THE OLD GIN
COMMUNITY NATIONAL
MCCLOUD CONSTRUCTION
TEXAS TOWING

hello SUMMER

Follow US

QR code and social media icons (Facebook, Instagram, Twitter)

FREESTONE COUNTY GO TEXAN 2023 Fair Event Schedule

Horseshoes after parade
IN COUNTY PARTICIPANTS ONLY

Washers @ 7:00
IN COUNTY PARTICIPANTS ONLY

Cornhole @ 7:00
IN COUNTY PARTICIPANTS ONLY

2 buckles will be awarded to first place

FREECO

FAIRFIELD

June 2023 *Fairfield Library* **2023 Summer Events** **July 2023**

M	T	W	T	F	S	S	M	T	W	T	F
30 BINGO!!! 2P.M.	31 BINGO!!! 2P.M.	01 BINGO!!! 2P.M.	02 BINGO!!! 2P.M.	03 BINGO!!! 2P.M.	04 BINGO!!! 2P.M.	05 BINGO!!! 2P.M.	06 BINGO!!! 2P.M.	07 BINGO!!! 2P.M.	08 BINGO!!! 2P.M.	09 BINGO!!! 2P.M.	10 BINGO!!! 2P.M.

LEMONADE DAY PARTICIPANTS *Lemonade Day!* **Join Us!** **FAIRFIELD**

Let's celebrate all your hard work!

AWARDS CEREMONY
DATE: JULY 15, 2023
TIME: 12:00PM
FREESTONE COUNTY COURTHOUSE

A BIG Thank to our Sponsors!

COMMUNITY NATIONAL BANK, FREEMITA, SUR-KILLIC, INCOMMONS BANK, FREESTONE RANCH, BLUE SKY, Robert & Sandra McAdams, Creations, TOWN OF FAIRFIELD

NEW ARRIVAL Come by our office and grab a new City of Fairfield Brochures

VISIT Fairfield, Texas

INSIDE:
Texas History
Hunting/Fishing
Cottages
Fair & Holden
Raceway
Golf/Disc Golf
Events
Where to Stay

FULLY PEACH FESTIVAL FAIRFIELD, TEXAS

7PM-10PM **FRESCO AREA 00 TEXAN** **CORNHOLE Tournament** **SCORE HOLIDAY**

KATE WATSON BRING YOUR LAWN CHAIR! & FOOD VENDORS WILL BE AVAILABLE!

FRIDAY JULY 14TH & SATURDAY JULY 15TH

LIVE MUSIC & STREET DANCE 8PM-11PM **FOOD!!!**

WATER SLIDE **Lemonade Day! Awards** **The Warrior Peach FUN RUN** **FAITH**

FACE PAINTING - PETTING ZOO **ICE CREAM EATING CONTEST - VENDORS - FOOD TRUCKS**

My Little Miss Peach Creations flowers & gifts 803-389-5890

SAVE THE DATE

Save the Date **SEPT 8TH 2023**

SHOW OF WHEELS
Kids style
Bicycle Cruise

In Honor of Flag Day **WEDNESDAY JUNE 14TH 10AM**

Flag Retirement Ceremony

JOIN THE STAFF AND THE SQUAD TO RETIRE THE FLAG FOR A PLAZA RETIREMENT CEREMONY WHICH WILL TAKE PLACE ON WEDNESDAY, JUNE 14TH & 10AM AT THE FAIRFIELD FIRE DEPARTMENT.

SEPTEMBER 9 FAIRFIELD, TX

CITY WIDE GARAGE SALE

Fee: \$10

SAVING THE DATE **SEPT 9th**

Celebrating 25 YEARS ANNUAL

SHOW OF WHEELS

1910-1997 **FAIRFIELD TEXAS** 2023

Thank you to our Sponsors:

COMMUNITY NATIONAL BANK & TRUST OF TEXAS, Freestone MEDICAL CENTER, Madness TIRE & RIMS, TEXAS TOWING, LOS PRINCES, DUMP BROS, PHILLIPS CONTAINERS, Rollo INSURANCE, TA TravelCenters of America, EAST PINE, 603, PREMIER REALTY, ONEOK, REMAX, FARMERS INSURANCE, Loves, 1ST

FAIRFIELD FIRE RESCUE

05/01/2023 - 05/31/2023 (31 Days)

Breakdown by Incident Type per Zone

Incident Category	# Incidents	% of Total
City District		
311	1	2.94%
321	2	5.88%
324	1	2.94%
444	1	2.94%
500	2	5.88%
550	1	2.94%
551	1	2.94%
554	4	11.76%
631	2	5.88%
815	1	2.94%
900	1	2.94%
Total incidents within City District	17	50%
North County		
322	2	5.88%
324	5	14.7%
611	1	2.94%
Total incidents within North County	8	23.52%
South County		
311	1	2.94%



Incident Category	# Incidents	% of Total
322	1	2.94%
611	1	2.94%
Total incidents within South County	3	8.82%
West County		
Total incidents within West County	0	0%
East County		
321	1	2.94%
324	1	2.94%
571	1	2.94%
Total incidents within East County	3	8.82%
Teague FD Area		
Total incidents within Teague FD Area	0	0%
Streetman FD Area		
324	1	2.94%
540	1	2.94%
Total incidents within Streetman FD Area	2	5.88%
Dew FD Area		
Total incidents within Dew FD Area	0	0%
Kirvin FD Area		
Total incidents within Kirvin FD Area	0	0%
Butler FD Area		
Total incidents within Butler FD Area	0	0%
Wortham FD Area		
Total incidents within Wortham FD Area	0	0%
Southern Oaks FD Area		
611	1	2.94%
Total incidents within Southern Oaks FD Area	1	2.94%
Donie FD Area		
Total incidents within Donie FD Area	0	0%
Out of County		
Total incidents within Out of County	0	0%
No Zone Set		



Incident Category	# Incidents	% of Total
Total incidents without zone set	0	0%
Overall Total	34	100%



**City Council
City of Fairfield, Texas
Agenda Action Form**

AGENDA ITEM: 7.

AGENDA SUBJECT: DISCUSSION AND POSSIBLE ACTION TO APPROVE RESIGNATION OF OFFICER MANDY SWEET.

PREPARED BY: David Utsey, Chief


DATE SUBMITTED: June 2, 2023

EXHIBITS: None

BUDGETARY IMPACT:

SUMMARY:

RECOMMENDED ACTION:



**City Council
City of Fairfield, Texas
Agenda Action Form**

AGENDA ITEM: 8.

AGENDA SUBJECT: DISCUSSION AND POSSIBLE ACTION TO HIRE JENNIFER BEAVER AS A POLICE OFFICER FOR FAIRFIELD POLICE DEPARTMENT.

PREPARED BY:

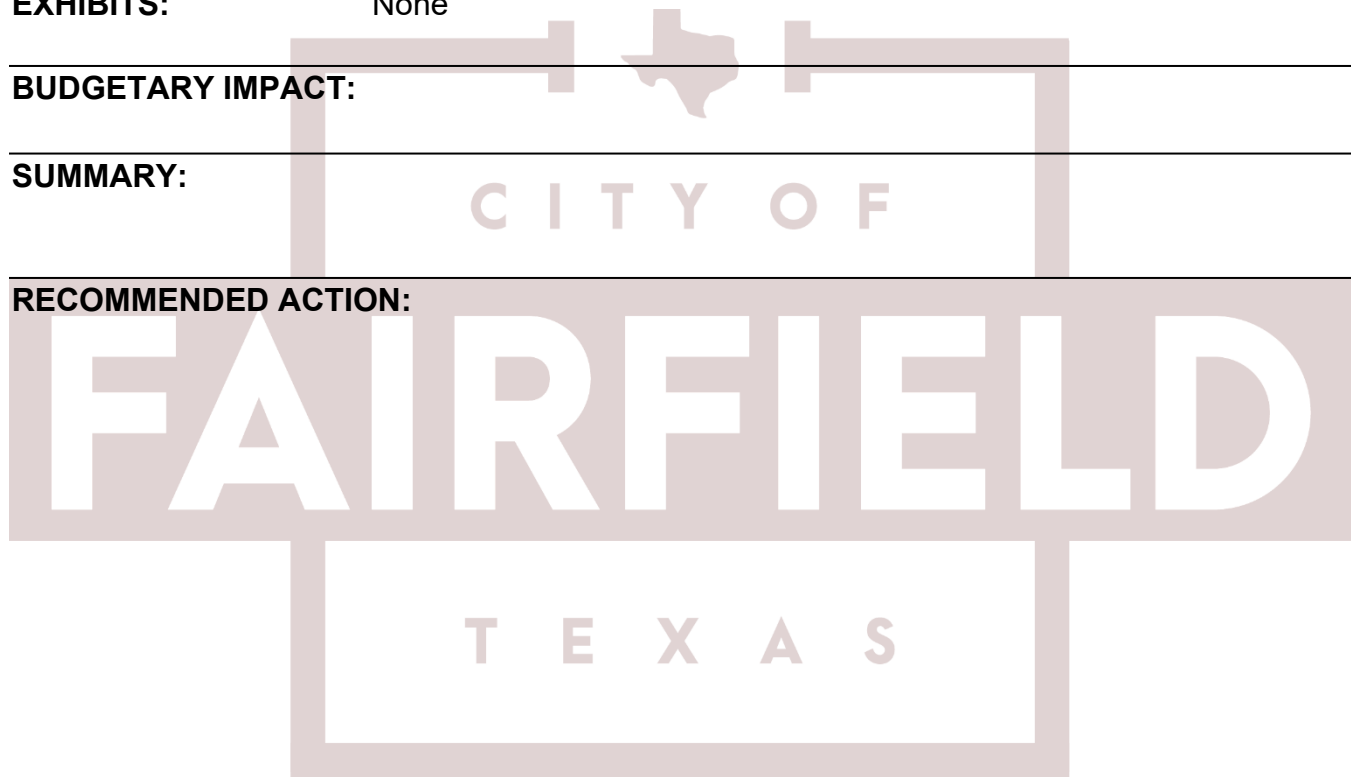
DATE SUBMITTED: June 2, 2023

EXHIBITS: None

BUDGETARY IMPACT:

SUMMARY:

RECOMMENDED ACTION:



**City Council
City of Fairfield, Texas
Agenda Action Form**

AGENDA ITEM: 9.

AGENDA SUBJECT: DISCUSSION AND POSSIBLE ACTION SELECT CONTRACTOR FOR THE DEMOLITION OF 380 HUCKABY STREET.

PREPARED BY:

DATE SUBMITTED: June 2, 2023

EXHIBITS:
1. 380 Huckaby Street
2. 380 Huckaby Street

BUDGETARY IMPACT:

SUMMARY:

RECOMMENDED ACTION:





NOTICE OF ABATEMENT

On the 11th day of April 2023, in Cause No. FCE0-5121-1, an Order of Abatement and Final Judgment was given by the Honorable Judge Robinson of the Fairfield Municipal Court in Fairfield, Texas. The Court found the Lebanon church structure/property located at 380 Huckaby Fairfield, Texas 75840, to be in violation of Section 3.05.004 (Dilapidated or Substandard Buildings) of the Fairfield City Code of Ordinances. The Court ORDERED that the building be vacated, repaired, removed, or demolished by the owner within 30 days. The Court further ORDERS that if the building is not vacated, repaired, removed, or demolished by the owner in the specified number of days given above, then the City of Fairfield may, no sooner than 45 days after the owner and any lienholder or mortgagee of receives notice of this Order, vacate, repair, remove, or demolish the building referred to in this order. A copy of the order may be obtained from the City Secretary located at 425 W. Commerce St. Fairfield, Texas 75840

CAUSE NO. FCE0-5121-1&FCE-5017-9

CITY OF FAIRFIELD

VS.

**LEBANAN BAPTIST CHURCH
C/O ALICIA POLYDORE**

§
§
§
§
§

MUNICIPAL COURT OF RECORD

CITY OF FAIRFIELD, TEXAS

COUNTY OF FREESTONE

ORDER OF ABATEMENT AND FINAL JUDGMENT

On the 11th day of April, 2023, the court came to consider the abatement of the Lebanon Baptist church structure/property located at 380 Huckaby Fairfield, Texas 75840 (see Exhibit "A" for property description). The Court finds that the building is in violation of Section 3.05.004 (Dilapidated or Substandard Buildings) of the Fairfield City Code of Ordinances. The Court further finds that notice was sufficient accordance with section 3.05.007 of the Fairfield City Code of Ordinances and that Alicia Polydore, who is in care of Lebanon Baptist Church, has received said notice and failed to remedy the violation cited above within the time provided for in said notice. The Court ORDERS that the building be vacated, repaired, removed, or demolished by the owner within 30 days. The Court further ORDERS that if the building is not vacated, repaired, removed, or demolished by the owner in the specified number of days given above, then THE CITY OF FAIRFIELD may, no sooner than 45 days after the owner and any lienholder or mortgagee of receives notice of this Order in accordance with section 3.05.007 of the Fairfield City Code of Ordinances, vacate, repair, remove, or demolish the building referred to in this order.

Further, the Court finds on this day that the above-mentioned property is also in violation of Section 3.03.003 (Growth or accumulation of weeds, rubbish, etc.) of the Fairfield City Code of Ordinance. The Court also finds that Alicia Polydore, who is in care of Lebanon Baptist Church, has been properly notified in accordance with section 6.03.004 of the Fairfield City Code of


Ordinances and has failed to remedy the violation cited above within the time provided for in said notice.

Further, the Court orders that the following penalties be assessed against said property and the owners thereof;

- 1) Fine and Court Costs in the amount of \$500
- 2) All reasonable and necessary costs associated with the abatement
- 3) Post Judgment interest of 5% per annum

All costs are therefore ORDERED to be paid to the City of Fairfield.

SIGNED on this 14th day of April, 2023



JUDGE ROBINSON

EXHIBIT "A"

FIRST TRACT:

4 acres on the I.H. REED LEAGUE, Abstract No. 23, described in deed of records in vol. 117, page 279, Deed Records of Freestone County, Texas.

SECOND TRACT:

A parcel of land 125 feet by 236 feet, I. H. REED LEAGUE, Abstract No. 23, described in deed of date December 15, 1951, File No. 1831, County Clerks Office of Freestone County, Texas.

THIRD TRACT:

One acre of Land, I. H. REED LEAGUE, described in deed of record in Vol. 195, page 603, Deed Records of Freestone County, Texas.

To which deeds and records thereof reference is made for more particular description of said land.

KENT TRUCKING & CONST. LLC
P.O. BOX. 256, FAIRFIELD, TEXAS. 75840
OFFICE: 903-389-7497 FAX: 903-389-9655

QUOTE

DATE: 5/31/2023

QUOTE# 2167

TO: CITY OF FAIRFIELD, TEXAS

PAGE: 1 OF 1

We propose hereby to furnish material and labor necessary for the completion of the project described below.

DEMO OLD CHURCH ON HUCKABY ST.

ITEM

1 DEMO OLD CHURCH

2 HAUL OFF DEBRIS

We are pleased to offer the Amount of \$11,125.00
ELEVEN THOUSAND ONE HUNDRED TWENTY FIVE DOLLARS AND 00/100
For the described Project.



NOTICE OF ABATEMENT

On the 11th day of April 2023, in Cause No. FCE0-5121-1, an Order of Abatement and Final Judgment was given by the Honorable Judge Robinson of the Fairfield Municipal Court in Fairfield, Texas. The Court found the Lebanon church structure/property located at 380 Huckaby Fairfield, Texas 75840, to be in violation of Section 3.05.004 (Dilapidated or Substandard Buildings) of the Fairfield City Code of Ordinances. The Court ORDERED that the building be vacated, repaired, removed, or demolished by the owner within 30 days. The Court further ORDERS that if the building is not vacated, repaired, removed, or demolished by the owner in the specified number of days given above, then the City of Fairfield may, no sooner than 45 days after the owner and any lienholder or mortgagee of receives notice of this Order, vacate, repair, remove, or demolish the building referred to in this order. A copy of the order may be obtained from the City Secretary located at 425 W. Commerce St. Fairfield, Texas 75840

CAUSE NO. FCE0-5121-1&FCE-5017-9

CITY OF FAIRFIELD

VS.

**LEBANAN BAPTIST CHURCH
C/O ALICIA POLYDORE**

§
§
§
§
§

MUNICIPAL COURT OF RECORD

CITY OF FAIRFIELD, TEXAS

COUNTY OF FREESTONE

ORDER OF ABATEMENT AND FINAL JUDGMENT

On the 11th day of April, 2023, the court came to consider the abatement of the Lebanon Baptist church structure/property located at 380 Huckaby Fairfield, Texas 75840 (see Exhibit "A" for property description). The Court finds that the building is in violation of Section 3.05.004 (Dilapidated or Substandard Buildings) of the Fairfield City Code of Ordinances. The Court further finds that notice was sufficient accordance with section 3.05.007 of the Fairfield City Code of Ordinances and that Alicia Polydore, who is in care of Lebanon Baptist Church, has received said notice and failed to remedy the violation cited above within the time provided for in said notice. The Court ORDERS that the building be vacated, repaired, removed, or demolished by the owner within 30 days. The Court further ORDERS that if the building is not vacated, repaired, removed, or demolished by the owner in the specified number of days given above, then THE CITY OF FAIRFIELD may, no sooner than 45 days after the owner and any lienholder or mortgagee of receives notice of this Order in accordance with section 3.05.007 of the Fairfield City Code of Ordinances, vacate, repair, remove, or demolish the building referred to in this order.

Further, the Court finds on this day that the above-mentioned property is also in violation of Section 3.03.003 (Growth or accumulation of weeds, rubbish, etc.) of the Fairfield City Code of Ordinance. The Court also finds that Alicia Polydore, who is in care of Lebanon Baptist Church, has been properly notified in accordance with section 6.03.004 of the Fairfield City Code of

Ordinances and has failed to remedy the violation cited above within the time provided for in said notice.

Further, the Court orders that the following penalties be assessed against said property and the owners thereof;

- 1) Fine and Court Costs in the amount of \$500
- 2) All reasonable and necessary costs associated with the abatement
- 3) Post Judgment interest of 5% per annum

All costs are therefore ORDERED to be paid to the City of Fairfield.

SIGNED on this 14th day of April, 2023



A handwritten signature in black ink, appearing to read 'A. Robinson', is written over the printed name 'JUDGE ROBINSON'. The signature is stylized and cursive.

JUDGE ROBINSON

EXHIBIT "A"

FIRST TRACT:

4 acres on the I.H. REED LEAGUE, Abstract No. 23, described in deed of records in vol. 117, page 279, Deed Records of Freestone County, Texas.

SECOND TRACT:

A parcel of land 125 feet by 236 feet, I. H. REED LEAGUE, Abstract No. 23, described in deed of date December 15, 1951, File No. 1831, County Clerks Office of Freestone County, Texas.

THIRD TRACT:

One acre of Land, I. H. REED LEAGUE, described in deed of record in Vol. 195, page 603, Deed Records of Freestone County, Texas.

To which deeds and records thereof reference is made for more particular description of said land.

KENT TRUCKING & CONST. LLC
P.O. BOX. 256, FAIRFIELD, TEXAS. 75840
OFFICE: 903-389-7497 FAX: 903-389-9655

QUOTE

DATE: 5/31/2023

QUOTE# 2167

TO: CITY OF FAIRFIELD, TEXAS

PAGE: 1 OF 1

We propose hereby to furnish material and labor necessary for the completion of the project described below.

DEMO OLD CHURCH ON HUCKABY ST.

- ITEM
- 1 DEMO OLD CHURCH
 - 2 HAUL OFF DEBRIS

We are pleased to offer the Amount of \$11,125.00
ELEVEN THOUSAND ONE HUNDRED TWENTY FIVE DOLLARS AND 00/100
For the described Project.